


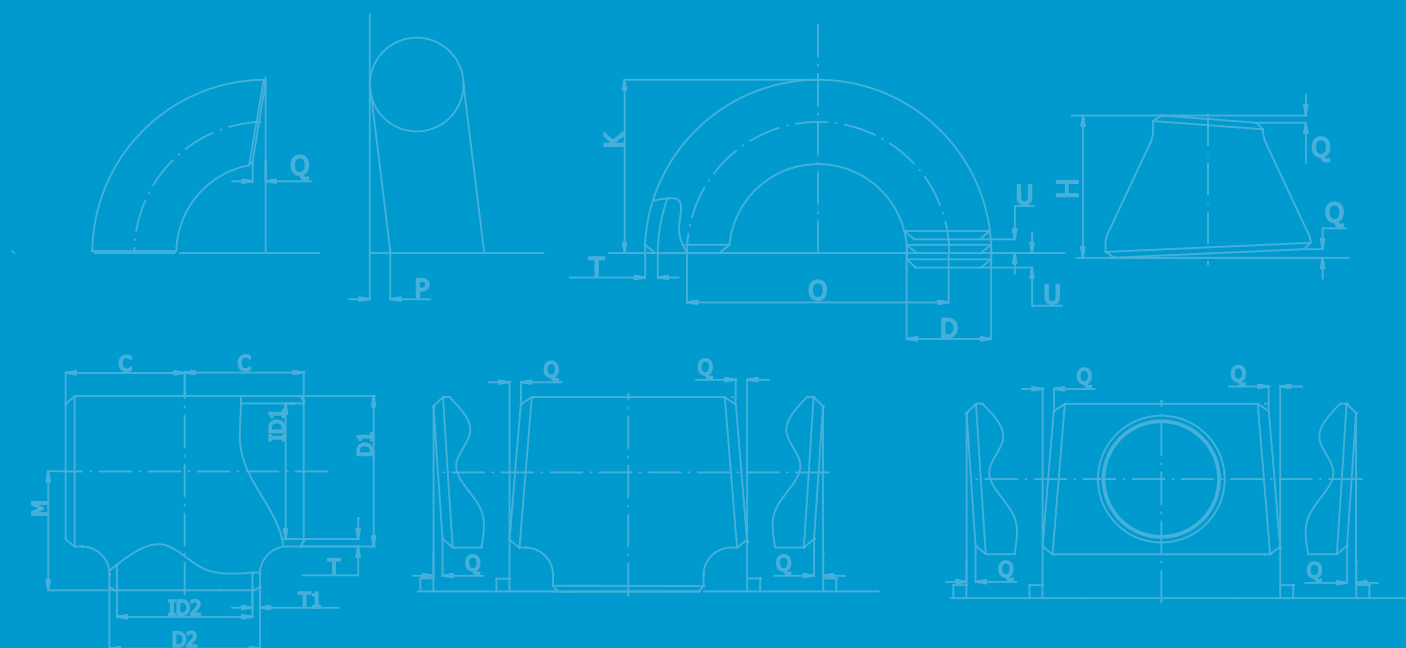


Alege calitatea !

Choisissez la qualité !

Go for excellence !

Wähl die Qualität !





SARA este situată în Buzău, România, la 108 km de București și la 27 km de Rezervația naturală Vulcanii Noroiși.

Firma SARA a fost înființată în 1991 și este unul dintre cei mai mari producători de fittinguri pentru sudură din oțel carbon și aliat din Europa, având capital 100% privat românesc.

Gama de producție SARA include:

1. Coturi cu raze de la $R=1D$ la $R=3D$ fabricate pe dorn, cu diametre între $\frac{1}{2}$ " - 56";
2. Coturi cu raze $R=1D$ și $R=1,5D$ fabricate din două jumătăți sudate, cu diametre între 28" - 56";
3. Curbe fabricate prin inducție cu raza maximă de 10980mm și diametre între 1" - 56";
4. Teuri egale și reduse cu diametre între $\frac{1}{2}$ " - 56";
5. Reducții concentrice și excentrice cu diametre între 1" - 56";
6. Capace cu diametre între 1" - 48";
7. Ramificații cu diametre între 2" - 16".

În acest catalog sunt prezentate principalele diametre și grosimi pentru următoarele standarde: EN 10253-2, DIN 2609, ASME B 16.9.

La comandă, pentru fiecare standard, se pot executa fittinguri și cu alte grosimi și diametre nemenționate în catalog, cu respectarea condițiilor tehnice impuse de standardul de execuție solicitat.

Se pot executa fittinguri și după alte standarde : STAS, AFNOR, BS, GOST, JIS etc.

Dotarea tehnică permite execuția unor fittinguri conform solicitărilor și condițiilor speciale ale clienților.

Totodată, SARA are importante capacități de producție pentru execuția de fittinguri sudate.



SARA is located in Buzau, Romania, 108 km away from Bucharest and 27 km from the Muddy Volcanoes natural park.

The company SARA is an established business since 1991 and is one of the biggest butt-welding carbon and alloy steel fittings manufacturer from Europe, 100% Romanian private ownership.

SARA's production range includes:

1. Elbows with radiuses between $R=1D$ and $R=3D$ manufactured by mandrel, with diameters between $\frac{1}{2}$ " - 56";
2. Elbows with radiuses $R=1D$ and $R=1,5D$ manufactured from 2 welded shells, with diameters between 28" - 56";
3. Bends manufactured by induction with maximum radius 10980 mm and diameters between 1" - 56";
4. Equal and reduced tees with diameters between $\frac{1}{2}$ " - 56";
5. Concentric and eccentric reducers with diameters between 1" - 56";
6. Caps with diameters between 1" - 48";
7. Saddles with diameters between 2" - 16".

This catalogue lists the main diameters and thicknesses under the following standards: EN10253-2, DIN 2609, ASME B 16.9.

Fittings with thicknesses and diameters other than those listed in the catalogue may also be manufactured, on request, upon compliance with the technical conditions in the selected execution standard.

Fittings may also be manufactured in keeping with other standards: STAS, AFNOR, BS, GOST, JIS etc.

The technical endowment allows for the execution of fittings in keeping with the customer's special requests and conditions.

Furthermore, SARA is endowed with significant production facilities for the manufacture of welded fittings.





COTURI CU RAZĂ LUNGĂ 1,5D, RAZĂ SCURTĂ 1D ȘI COTURI 2,5D
 ELBOWS LONG RADIUS 1,5D, SHORT RADIUS 1D AND ELBOWS 2,5D
 ELBOWS MODEL 3D, 2D AND 5D
 ROHRBOGEN BAUART 3, BAUART 2 UND BAUART 5



TEURI EGALE ȘI REDUSE
 EQUAL AND REDUCED TEES
 T-STÜCKEN



REDUCȚII CONCENTRICE ȘI EXCENTRICE
 CONCENTRIC AND ECCENTRIC REDUCERS
 EXZENTRISCHEN UND KONZENTRISCHEN REDUZIERSTÜCKEN



RAMIFICAȚII
 SADDLES
 SETTEL STUTZEN




CAPACE
 CAPS
 KAPPEN

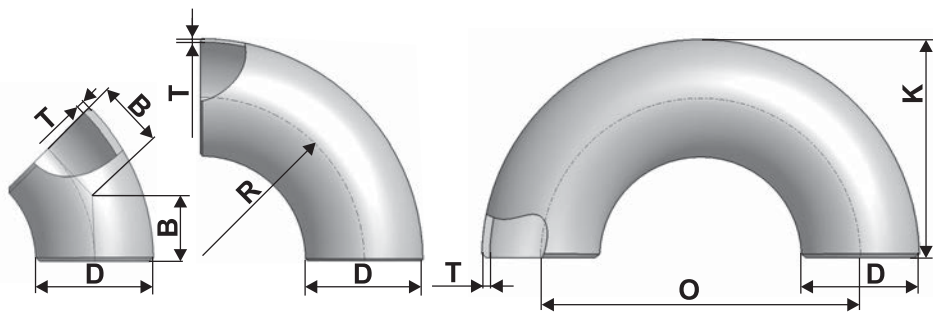


CURBE
 INDUCTION BENDS
 INDUKTIONS - KURVEN



ALTE PRODUSE
 OTHER PRODUCTS
 WEITERE PRODUKTE





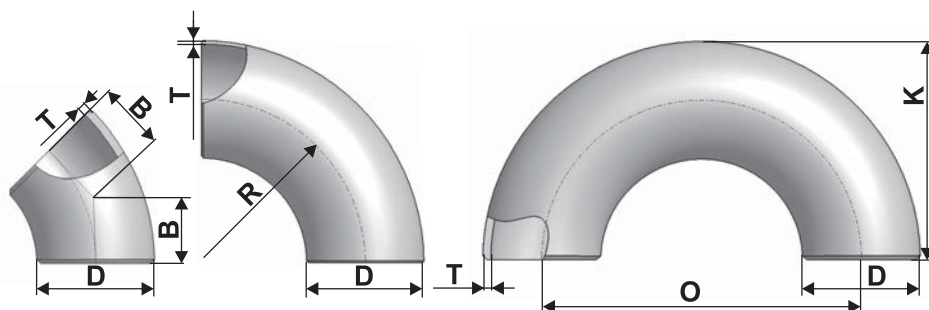
SARA[®]

COTURI RAZĂ LUNGĂ 1,5D
ELBOWS MODEL 3D
LONG RADIUS ELBOWS 1,5D
ROHRBOGEN BAUART 3

Standard	DN	D	T	R	B	O	K	m
		mm	mm (SCH)	mm	mm	mm	mm	Kg
DIN 2605	15	21.3	2	28	12		38	0.04
DIN 2605	15	21.3	2.3	28	12		38	0.05
EN 10253-2	15	21.3	2.3	38			49	0.06
EN 10253-2	15	21.3	2.6	38			49	0.07
ASME B16.9	1/2"	21.3	2.77 (STD / 40)	38	16		48	0.08
EN 10253-2	15	21.3	2.9	38			49	0.08
EN 10253-2	15	21.3	3.2	38			49	0.09
EN 10253-2	15	21.3	3.6	38			49	0.09
ASME B16.9	1/2"	21.3	3.73 (XS / 80)	38	16		48	0.10
EN 10253-2	15	21.3	4	38			49	0.10
ASME B16.9	3/4"	26.7	2.87 (STD / 40)	38	19	76	51	0.10
ASME B16.9	3/4"	26.7	3.91 (XS / 80)	38	19	76	51	0.14
DIN 2605	20	26.9	2.3	29	12		43	0.06
EN 10253-2	20	26.9	2.3	38		76	51	0.08
DIN 2605	20	26.9	2.6	29	12		43	0.07
EN 10253-2	20	26.9	2.6	38		76	51	0.09
DIN 2605	20	26.9	2.9	29	12		43	0.08
EN 10253-2	20	26.9	2.9	38		76	51	0.10
DIN 2605	20	26.9	3.2	29	12		43	0.09
EN 10253-2	20	26.9	3.2	38		76	51	0.11
DIN 2605	20	26.9	3.6	29	12		43	0.09
EN 10253-2	20	26.9	3.6	38		76	51	0.12
DIN 2605	20	26.9	4	29	12		43	0.10
EN 10253-2	20	26.9	4	38		76	51	0.14
DIN 2605	25	31.8	2.6	35			51	0.10
DIN 2605	25	31.8	3.6	35			51	0.14
DIN 2605	25	31.8	4	35			51	0.15
ASME B16.9	1"	33.4	3.38 (STD / 40)	38	22	76	56	0.15
ASME B16.9	1"	33.4	4.55 (XS / 80)	38	22	76	56	0.19
ASME B16.9	1"	33.4	6.35 (160)	38	22	76	56	0.25
EN 10253-2	25	33.7	2.6	38		76	56	0.12
EN 10253-2	25	33.7	2.9	38		76	56	0.13
EN 10253-2	25	33.7	3.2	38		76	56	0.14
EN 10253-2	25	33.7	3.6	38		76	56	0.16
EN 10253-2	25	33.7	4	38		76	56	0.18
EN 10253-2	25	33.7	4.5	38		76	56	0.19
EN 10253-2	25	33.7	5	38		76	56	0.21

* The products mentioned in above table according to EN 10253-2 can be manufactured also according to DIN 2605.

COTURI RAZĂ LUNGĂ 1,5D
ELBOWS MODEL 3D
LONG RADIUS ELBOWS 1,5D
ROHRBOGEN BAUART 3



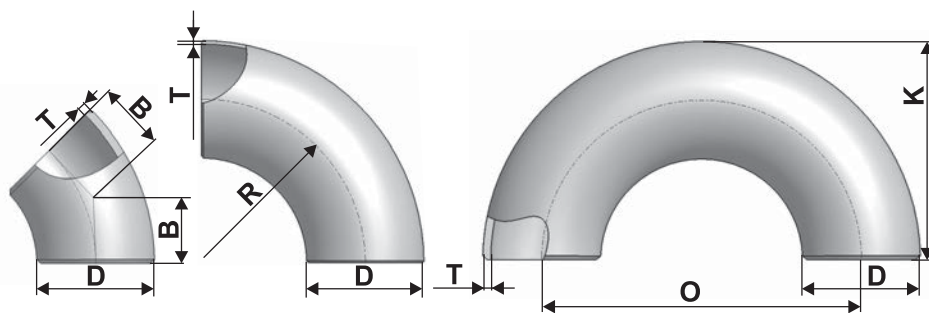
Standard	DN	D	T	R	B	O	K	m
		mm	mm (SCH)	mm	mm	mm	mm	Kg
EN 10253-2	25	33.7	5.6	38		76	56	0.23
EN 10253-2	25	33.7	6.3	38		76	56	0.25
EN 10253-2	32	38	3.6	45		90	64	0.22
EN 10253-2	32	38	4	45		90	64	0.24
ASME B16.9	1¼"	42.2	3.56 (STD / 40)	48	25	95	70	0.26
ASME B16.9	1¼"	42.2	4.85 (XS / 80)	48	25	95	70	0.34
ASME B16.9	1¼"	42.2	6.35 (160)	48	25	95	70	0.42
EN 10253-2	32	42.4	2.6	48		96	69	0.19
EN 10253-2	32	42.4	2.9	48		96	69	0.21
EN 10253-2	32	42.4	3.2	48		96	69	0.23
EN 10253-2	32	42.4	3.6	48		96	69	0.26
EN 10253-2	32	42.4	4	48		96	69	0.29
EN 10253-2	32	42.4	4.5	48		96	69	0.32
EN 10253-2	32	42.4	5	48		96	69	0.35
EN 10253-2	32	42.4	6.3	48		96	69	0.42
EN 10253-2	32	42.4	7.1	48		96	69	0.47
DIN 2605	40	44.5	3.2	51			73	0.26
DIN 2605	40	44.5	4	51			73	0.32
EN 10253-2	40	48.3	2.6	57		114	82	0.26
EN 10253-2	40	48.3	2.9	57		114	82	0.29
EN 10253-2	40	48.3	3.2	57		114	82	0.32
EN 10253-2	40	48.3	3.6	57		114	82	0.36
ASME B16.9	1½"	48.3	3.68 (STD / 40)	57	29	114	83	0.36
EN 10253-2	40	48.3	4	57		114	82	0.39
EN 10253-2	40	48.3	4.5	57		114	82	0.44
EN 10253-2	40	48.3	5	57		114	82	0.49
ASME B16.9	1½"	48.3	5.08 (XS / 80)	57	29	114	83	0.49
EN 10253-2	40	48.3	5.6	57		114	82	0.53
EN 10253-2	40	48.3	6.3	57		114	82	0.59
EN 10253-2	40	48.3	7.1	57		114	82	0.65
ASME B16.9	1½"	48.3	7.14 (160)	57	29	114	83	0.65
EN 10253-2	40	48.3	8	57		114	82	0.71
EN 10253-2	40	48.3	8.8	57		114	82	0.77
EN 10253-2	40	48.3	10	57		114	82	0.86
ASME B16.9	1½"	48.3	10.15 (XXS)	57	29	114	83	0.86
EN 10253-2	50	51	4.5	63		126	88	0.51
EN 10253-2	50	51	5	63		126	88	0.56

* The products mentioned in above table according to EN 10253-2 can be manufactured also according to DIN 2605.

Standard	DN	D	T	R	B	O	K	m
		mm	mm (SCH)	mm	mm	mm	mm	Kg
EN 10253-2	50	57	2.9	72		144	100	0.44
EN 10253-2	50	57	3.6	72		144	100	0.54
EN 10253-2	50	57	4	72		144	100	0.59
EN 10253-2	50	57	4.5	72		144	100	0.66
EN 10253-2	50	57	5	72		144	100	0.73
EN 10253-2	50	57	5.6	72		144	100	0.81
EN 10253-2	50	60.3	2.9	76		152	106	0.49
EN 10253-2	50	60.3	3.2	76		152	106	0.54
EN 10253-2	50	60.3	3.6	76		152	106	0.60
ASME B16.9	2"	60.3	3.91 (STD / 40)	76	35	152	106	0.67
EN 10253-2	50	60.3	4	76		152	106	0.67
EN 10253-2	50	60.3	4.5	76		152	106	0.74
EN 10253-2	50	60.3	5	76		152	106	0.82
ASME B16.9	2"	60.3	5.54 (XS / 80)	76	35	152	106	0.90
EN 10253-2	50	60.3	5.6	76		152	106	0.90
EN 10253-2	50	60.3	6.3	76		152	106	1.01
EN 10253-2	50	60.3	7.1	76		152	106	1.12
EN 10253-2	50	60.3	8	76		152	106	1.24
ASME B16.9	2"	60.3	8.74 (160)	76	35	152	106	1.34
EN 10253-2	50	60.3	8.8	76		152	106	1.34
EN 10253-2	50	60.3	10	76		152	106	1.49
EN 10253-2	50	60.3	11	76		152	106	1.60
ASME B16.9	2"	60.3	11.07 (XXS)	76	35	152	106	1.60
EN 10253-2	50	60.3	12.5	76		152	106	1.77
ASME B16.9	2½"	73	5.16 (STD / 40)	95	44	190	132	1.29
ASME B16.9	2½"	73	7.01 (XS / 80)	95	44	190	132	1.71
EN 10253-2	65	76.1	2.9	95		190	133	0.78
EN 10253-2	65	76.1	3.2	95		190	133	0.86
EN 10253-2	65	76.1	3.6	95		190	133	0.96
EN 10253-2	65	76.1	4	95		190	133	1.07
EN 10253-2	65	76.1	4.5	95		190	133	1.19
EN 10253-2	65	76.1	5	95		190	133	1.31
EN 10253-2	65	76.1	5.6	95		190	133	1.46
EN 10253-2	65	76.1	6.3	95		190	133	1.62
EN 10253-2	65	76.1	7.1	95		190	133	1.81
EN 10253-2	65	76.1	8	95		190	133	2.00
EN 10253-2	65	76.1	8.8	95		190	133	2.19
EN 10253-2	65	76.1	10	95		190	133	2.44
EN 10253-2	65	76.1	11	95		190	133	2.65
EN 10253-2	65	76.1	12.5	95		190	133	2.94
EN 10253-2	65	76.1	14.2	95		190	133	3.25
EN 10253-2	80	88.9	3.2	114		228	159	1.22
EN 10253-2	80	88.9	3.6	114		228	159	1.36
EN 10253-2	80	88.9	4	114		228	159	1.51
EN 10253-2	80	88.9	4.5	114		228	159	1.68

* The products mentioned in above table according to EN 10253-2 can be manufactured also according to DIN 2605.

COTURI RAZĂ LUNGĂ 1,5D
ELBOWS MODEL 3D
LONG RADIUS ELBOWS 1,5D
ROHRBOGEN BAUART 3



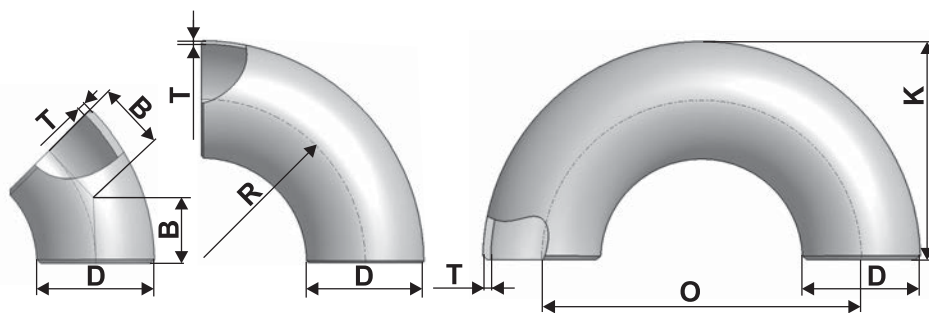
Standard	DN	D	T	R	B	O	K	m
		mm	mm (SCH)	mm	mm	mm	mm	Kg
EN 10253-2	80	88.9	5	114		228	159	1.86
ASME B16.9	3"	88.9	5.49 (STD / 40)	114	51	229	159	2.07
EN 10253-2	80	88.9	5.6	114		228	159	2.07
EN 10253-2	80	88.9	6.3	114		228	159	2.31
EN 10253-2	80	88.9	7.1	114		228	159	2.58
ASME B16.9	3"	88.9	7.62 (XS / 80)	114	51	229	159	2.87
EN 10253-2	80	88.9	8	114		228	159	2.87
EN 10253-2	80	88.9	8.8	114		228	159	3.13
EN 10253-2	80	88.9	10	114		228	159	3.50
EN 10253-2	80	88.9	11	114		228	159	3.84
ASME B16.9	3"	88.9	11.13 (160)	114	51	229	159	3.84
EN 10253-2	80	88.9	12.5	114		228	159	4.24
EN 10253-2	80	88.9	14.2	114	51	228	159	4.70
ASME B16.9	3"	88.9	15.24 (XXS)	114	51	229	159	4.98
EN 10253-2	90	101.6	3.6	133		267	184	1.83
EN 10253-2	90	101.6	5.6	133		267	184	2.85
ASME B16.9	3½"	101.6	5.74 (STD / 40)	133	57	267	184	2.85
EN 10253-2	90	101.6	6.3	133		267	184	3.12
EN 10253-2	90	101.6	7.1	133		267	184	3.48
EN 10253-2	90	101.6	8	133		267	184	3.91
ASME B16.9	3½"	101.6	8.08 (XS / 80)	133	57	267	184	3.91
EN 10253-2	90	101.6	8.8	133		267	184	4.24
EN 10253-2	90	101.6	10	133		267	184	4.76
EN 10253-2	100	108	3.6	142.5		285	196	2.08
EN 10253-2	100	108	4	142.5		285	196	2.31
EN 10253-2	100	108	4.5	142.5		285	196	2.58
EN 10253-2	100	108	5	142.5		285	196	2.85
EN 10253-2	100	108	5.6	142.5		285	196	3.18
EN 10253-2	100	108	6.3	142.5		285	196	3.55
EN 10253-2	100	108	8.8	142.5		285	196	4.84
EN 10253-2	100	108	12.5	142.5		285	196	6.62
EN 10253-2	100	114.3	3.6	152		304	210	2.36
EN 10253-2	100	114.3	4	152		304	210	2.61
EN 10253-2	100	114.3	4.5	152		304	210	2.92
EN 10253-2	100	114.3	5	152		304	210	3.23
EN 10253-2	100	114.3	5.6	152		304	210	3.60
ASME B16.9	4"	114.3	6.02 (STD / 40)	152	64	305	210	3.85

* The products mentioned in above table according to EN 10253-2 can be manufactured also according to DIN 2605.

Standard	DN	D	T	R	B	O	K	m
		mm	mm (SCH)	mm	mm	mm	mm	Kg
EN 10253-2	100	114.3	6.3	152		304	210	4.02
EN 10253-2	100	114.3	7.1	152		304	210	4.50
EN 10253-2	100	114.3	8	152		304	210	5.03
ASME B16.9	4"	114.3	8.56 (XS / 80)	152	64	305	210	5.50
EN 10253-2	100	114.3	8.8	152		304	210	5.50
EN 10253-2	100	114.3	10	152		304	210	6.17
EN 10253-2	100	114.3	11	152		304	210	6.79
ASME B16.9	4"	114.3	11.13 (120)	152	64	305	210	6.79
EN 10253-2	100	114.3	12.5	152		304	210	7.52
ASME B16.9	4"	114.3	13.49 (160)	152	64	305	210	8.04
EN 10253-2	100	114.3	14.2	152		304	210	8.40
EN 10253-2	100	114.3	16	152		304	210	9.30
ASME B16.9	4"	114.3	17.12 (XXS)	152	64	305	210	10.02
EN 10253-2	100	114.3	17.5	152		304	210	10.02
DIN 2605	125	127	4	175			238	3.35
EN 10253-2	125	133	4	181		362	247	3.63
EN 10253-2	125	133	5	181		362	247	4.51
EN 10253-2	125	133	5.6	181		362	247	5.02
EN 10253-2	125	133	6.3	181		362	247	5.62
EN 10253-2	125	133	7.1	181		362	247	6.29
EN 10253-2	125	133	8	181		362	247	7.04
EN 10253-2	125	133	8.8	181		362	247	7.70
EN 10253-2	125	133	10	181		362	247	8.66
EN 10253-2	125	139.7	4	190		380	260	4.00
EN 10253-2	125	139.7	4.5	190		380	260	4.50
EN 10253-2	125	139.7	5	190		380	260	4.98
EN 10253-2	125	139.7	5.6	190		380	260	5.55
EN 10253-2	125	139.7	6.3	190		380	260	6.52
EN 10253-2	125	139.7	7.1	190		380	260	6.96
EN 10253-2	125	139.7	8	190		380	260	7.80
EN 10253-2	125	139.7	8.8	190		380	260	8.50
EN 10253-2	125	139.7	10	190		380	260	9.60
EN 10253-2	125	139.7	11	190		380	260	10.46
EN 10253-2	125	139.7	12.5	190		380	260	12.07
EN 10253-2	125	139.7	17.5	190		380	260	15.80
EN 10253-2	125	139.7	20	190		380	260	17.69
EN 10253-2	125	139.7	22.2	190		380	260	19.28
ASME B16.9	5"	141.3	6.55 (STD / 40)	190	79	381	262	6.52
ASME B16.9	5"	141.3	9.53 (XS / 80)	190	79	381	262	9.28
ASME B16.9	5"	141.3	12.7 (120)	190	79	381	262	12.07
ASME B16.9	5"	141.3	19.05 (XXS)	190	79	381	262	17.21
DIN 2605	150	159	4.5	216			294	5.84
EN 10253-2	150	159	4.5	216		432	295	5.84
DIN 2605	150	159	5.6	216			294	7.22
EN 10253-2	150	159	5.6	216		432	295	7.22

* The products mentioned in above table according to EN 10253-2 can be manufactured also according to DIN 2605.

COTURI RAZĂ LUNGĂ 1,5D
ELBOWS MODEL 3D
LONG RADIUS ELBOWS 1,5D
ROHRBOGEN BAUART 3



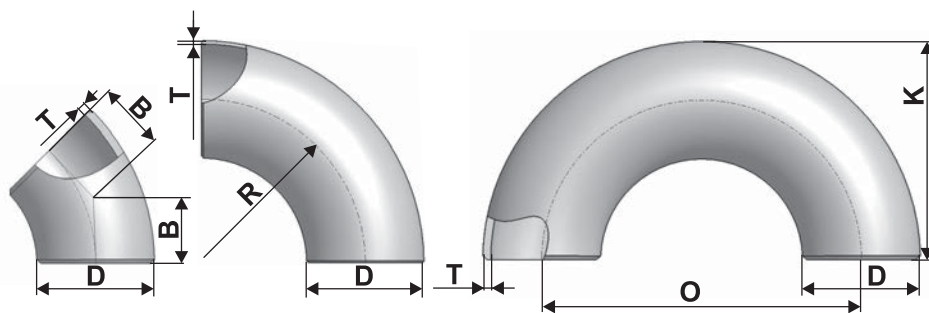
Standard	DN	D	T	R	B	O	K	m
		mm	mm (SCH)	mm	mm	mm	mm	Kg
DIN 2605	150	159	6.3	216			294	8.08
EN 10253-2	150	159	6.3	216		432	295	8.08
DIN 2605	150	159	7.1	216			294	9.06
EN 10253-2	150	159	7.1	216		432	295	9.06
DIN 2605	150	159	10	216			294	12.52
EN 10253-2	150	159	10	216		432	295	12.52
DIN 2605	150	159	11	216			294	13.68
EN 10253-2	150	159	11	216		432	295	13.68
EN 10253-2	150	168.3	4	229		457	313	5.85
EN 10253-2	150	168.3	4.5	229		457	313	6.57
EN 10253-2	150	168.3	5.6	229		457	313	8.12
EN 10253-2	150	168.3	6.3	229		457	313	9.10
EN 10253-2	150	168.3	7.1	229		457	313	10.20
ASME B16.9	6"	168.3	7.11 (STD / 40)	229	95	457	313	10.20
EN 10253-2	150	168.3	8	229		457	313	11.42
EN 10253-2	150	168.3	8.8	229		457	313	12.50
EN 10253-2	150	168.3	10	229		457	313	14.10
ASME B16.9	6"	168.3	10.97 (XS / 80)	229	95	457	313	15.40
EN 10253-2	150	168.3	11	229		457	313	15.40
EN 10253-2	150	168.3	12.5	229		457	313	17.35
EN 10253-2	150	168.3	14.2	229		457	313	19.50
ASME B16.9	6"	168.3	14.27 (120)	229	95	457	313	19.50
EN 10253-2	150	168.3	16	229		457	313	21.71
EN 10253-2	150	168.3	17.5	229		457	313	23.50
ASME B16.9	6"	168.3	18.26 (160)	229	95	457	313	24.40
EN 10253-2	150	168.3	20	229		457	313	26.42
ASME B16.9	6"	168.3	21.95 (XXS)	229	95	457	313	28.60
EN 10253-2	150	168.3	22.2	229		457	313	28.89
EN 10253-2	150	168.3	32	229		457	313	38.90
EN 10253-2	175	193.7	5.6	270		540	367	11.06
EN 10253-2	175	193.7	6.3	270		540	367	12.40
EN 10253-2	175	193.7	8.8	270		540	367	17.10
EN 10253-2	175	193.7	10	270		540	367	19.30
EN 10253-2	200	219.1	4.5	305		610	414	11.46
EN 10253-2	200	219.1	5	305		610	414	12.70
EN 10253-2	200	219.1	5.6	305		610	414	14.18
EN 10253-2	200	219.1	6.3	305		610	414	15.90

* The products mentioned in above table according to EN 10253-2 can be manufactured also according to DIN 2605.

Standard	DN	D	T	R	B	O	K	m
		mm	mm (SCH)	mm	mm	mm	mm	Kg
ASME B16.9	8"	219.1	6.35 (20)	305	127	610	414	15.90
ASME B16.9	8"	219.1	7.04 (30)	305	127	610	414	17.86
EN 10253-2	200	219.1	7.1	305		610	414	17.86
EN 10253-2	200	219.1	8	305		610	414	20.00
ASME B16.9	8"	219.1	8.18 (STD / 40)	305	127	610	414	20.00
EN 10253-2	200	219.1	8.8	305		610	414	21.95
EN 10253-2	200	219.1	10	305		610	414	24.80
ASME B16.9	8"	219.1	10.31 (60)	305	127	610	414	25.54
EN 10253-2	200	219.1	11	305		610	414	27.16
EN 10253-2	200	219.1	12.5	305		610	414	31.10
ASME B16.9	8"	219.1	12.7 (XS / 80)	305	127	610	414	31.10
EN 10253-2	200	219.1	14.2	305		610	414	34.68
ASME B16.9	8"	219.1	15.09 (100)	305	127	610	414	36.52
EN 10253-2	200	219.1	16	305		610	414	38.55
EN 10253-2	200	219.1	17.5	305		610	414	41.85
ASME B16.9	8"	219.1	18.26 (120)	305	127	610	414	43.50
EN 10253-2	200	219.1	20	305		610	414	47.24
ASME B16.9	8"	219.1	20.62 (140)	305	127	610	414	48.55
EN 10253-2	200	219.1	22.2	305		610	414	51.90
ASME B16.9	8"	219.1	22.23 (XXS)	305	127	610	414	51.90
ASME B16.9	8"	219.1	23.01 (160)	305	127	610	414	53.50
EN 10253-2	250	244.5	6.3	340		680	462	19.80
EN 10253-2	250	273	5	381		762	518	19.86
EN 10253-2	250	273	6.3	381		762	518	25.00
ASME B16.9	10"	273	6.35 (20)	381	159	762	518	25.00
EN 10253-2	250	273	7.1	381		762	518	27.90
ASME B16.9	10"	273	7.8 (30)	381	159	762	518	31.42
EN 10253-2	250	273	8	381		762	518	31.42
EN 10253-2	250	273	8.8	381		762	518	34.45
ASME B16.9	10"	273	9.27 (STD / 40)	381	159	762	518	36.23
EN 10253-2	250	273	10	381		762	518	39.00
EN 10253-2	250	273	11	381		762	518	42.71
EN 10253-2	250	273	12.5	381		762	518	49.00
ASME B16.9	10"	273	12.7 (XS / 60)	381	159	762	518	49.00
EN 10253-2	250	273	14.2	381		762	518	54.46
ASME B16.9	10"	273	15.09 (80)	381	159	762	518	57.68
EN 10253-2	250	273	16	381		762	518	61.00
EN 10253-2	250	273	17.5	381		762	518	66.26
ASME B16.9	10"	273	18.26 (100)	381	159	762	518	69.00
EN 10253-2	250	273	20	381		762	518	75.00
ASME B16.9	10"	273	21.44 (120)	381	159	762	518	80.00
EN 10253-2	250	273	22.2	381		762	518	82.50
EN 10253-2	250	273	25	381		762	518	93.20
ASME B16.9	10"	273	25.4 (140)	381	159	762	518	93.20
ASME B16.9	10"	273	28.58 (160)	381	159	762	518	103.50

* The products mentioned in above table according to EN 10253-2 can be manufactured also according to DIN 2605.

COTURI RAZĂ LUNGĂ 1,5D
ELBOWS MODEL 3D
LONG RADIUS ELBOWS 1,5D
ROHRBOGEN BAUART 3



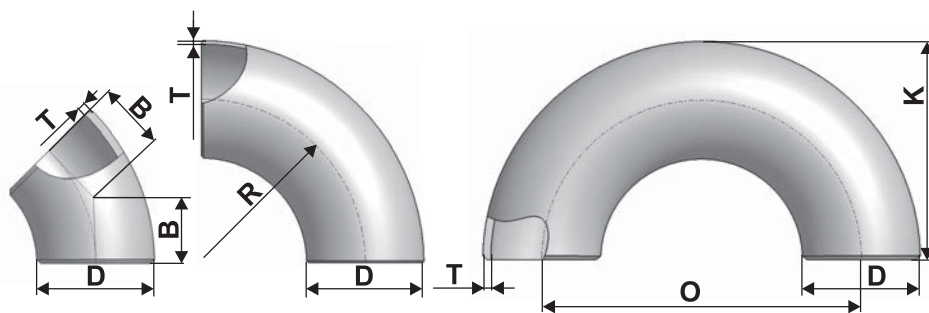
Standard	DN	D	T	R	B	O	K	m
		mm	mm (SCH)	mm	mm	mm	mm	Kg
ASME B16.9	12"	323.8	6.35 (20)	457	190		619	35.80
ASME B16.9	12"	323.8	8.38 (30)	457	190		619	47.00
ASME B16.9	12"	323.8	9.53 (STD)	457	190		619	54.00
ASME B16.9	12"	323.8	10.31 (40)	457	190		619	57.45
ASME B16.9	12"	323.8	12.7 (XS)	457	190		619	70.23
ASME B16.9	12"	323.8	14.27 (60)	457	190		619	78.50
ASME B16.9	12"	323.8	17.48 (80)	457	190		619	95.31
ASME B16.9	12"	323.8	21.44 (100)	457	190		619	115.23
ASME B16.9	12"	323.8	28.58 (140)	457	190		619	150.00
EN 10253-2	300	323.9	5.6	457			619	32.68
EN 10253-2	300	323.9	6.3	457			619	35.80
EN 10253-2	300	323.9	7.1	457			619	40.00
EN 10253-2	300	323.9	8	457			619	45.00
EN 10253-2	300	323.9	8.8	457			619	49.30
EN 10253-2	300	323.9	10	457			619	55.80
EN 10253-2	300	323.9	11	457			619	61.18
EN 10253-2	300	323.9	12.5	457			619	70.23
EN 10253-2	300	323.9	14.2	457			619	78.50
EN 10253-2	300	323.9	17.5	457			619	95.31
EN 10253-2	300	323.9	20	457			619	108.00
EN 10253-2	300	323.9	22.2	457			619	119.00
EN 10253-2	300	323.9	32	457			619	166.00
EN 10253-2	350	355.6	5.6	533			711	40.63
EN 10253-2	350	355.6	6.3	533			711	46.00
ASME B16.9	14"	355.6	6.35 (10)	533	222		711	46.00
EN 10253-2	350	355.6	7.1	533			711	51.30
ASME B16.9	14"	355.6	7.92 (20)	533	222		711	57.00
EN 10253-2	350	355.6	8	533			711	57.00
EN 10253-2	350	355.6	8.8	533			711	63.27
ASME B16.9	14"	355.6	9.53 (STD / 30)	533	222		711	68.37
EN 10253-2	350	355.6	10	533			711	71.65
EN 10253-2	350	355.6	11	533			711	79.48
ASME B16.9	14"	355.6	11.13 (40)	533	222		711	79.48
EN 10253-2	350	355.6	12.5	533			711	90.28
ASME B16.9	14"	355.6	12.7 (XS)	533	222		711	90.28
EN 10253-2	350	355.6	14.2	533			711	100.50
ASME B16.9	14"	355.6	15.09 (60)	533	222		711	106.53

* The products mentioned in above table according to EN 10253-2 can be manufactured also according to DIN 2605.

Standard	DN	D	T	R	B	O	K	m
		mm	mm (SCH)	mm	mm	mm	mm	Kg
EN 10253-2	350	355.6	16	533			711	112.65
EN 10253-2	350	355.6	17.5	533			711	122.67
ASME B16.9	14"	355.6	19.05 (80)	533	222		711	133.00
EN 10253-2	350	355.6	20	533			711	139.15
EN 10253-2	350	355.6	22.2	533			711	153.44
ASME B16.9	14"	355.6	23.83 (100)	533	222		711	164.00
EN 10253-2	350	377	10	533	221		711	76.10
EN 10253-2	400	406.4	6.3	610			813	60.27
ASME B16.9	16"	406.4	6.35 (10)	610	254		813	60.27
EN 10253-2	400	406.4	7.1	610			813	67.30
ASME B16.9	16"	406.4	7.92 (20)	610	254		813	75.60
EN 10253-2	400	406.4	8	610			813	75.60
EN 10253-2	400	406.4	8.8	610			813	83.00
ASME B16.9	16"	406.4	9.53 (STD / 30)	610	254		813	89.74
EN 10253-2	400	406.4	10	610			813	94.00
EN 10253-2	400	406.4	11	610			813	103.20
EN 10253-2	400	406.4	12.5	610			813	118.63
ASME B16.9	16"	406.4	12.7 (XS / 40)	610	254		813	118.63
EN 10253-2	400	406.4	14.2	610			813	132.14
EN 10253-2	400	406.4	16	610			813	148.20
ASME B16.9	16"	406.4	16.66 (60)	610	254		813	154.00
EN 10253-2	400	406.4	17.5	610			813	161.50
EN 10253-2	400	406.4	20	610			813	183.40
ASME B16.9	16"	406.4	21.44 (80)	610	254		813	196.00
EN 10253-2	400	406.4	22.2	610			813	202.40
EN 10253-2		426	10	610	253		813	98.70
EN 10253-2	450	457	8.8	686			914	105.30
ASME B16.9	18"	457	9.53 (STD)	686	286		914	113.80
EN 10253-2	450	457	10	686			914	119.27
EN 10253-2	450	457	11	686			914	132.41
ASME B16.9	18"	457	11.13 (30)	686	286		914	132.41
EN 10253-2	450	457	12.5	686			914	150.56
ASME B16.9	18"	457	12.7 (XS)	686	286		914	150.56
EN 10253-2	450	457	14.2	686			914	168.58
ASME B16.9	18"	457	14.27 (40)	686	286		914	168.58
EN 10253-2	450	457	16	686			914	188.30
EN 10253-2	500	508	6.3	762			1016	94.50
ASME B16.9	20"	508	6.35 (10)	762	318		1016	94.50
EN 10253-2	500	508	7.1	762			1016	105.50
EN 10253-2	500	508	8	762			1016	118.60
EN 10253-2	500	508	8.8	762			1016	130.20
ASME B16.9	20"	508	9.53 (STD / 20)	762	318		1016	140.80
EN 10253-2	500	508	10	762			1016	147.60
EN 10253-2	500	508	11	762			1016	162.00
EN 10253-2	500	508	12.5	762			1016	186.45

* The products mentioned in above table according to EN 10253-2 can be manufactured also according to DIN 2605.

COTURI RAZĂ LUNGĂ 1,5D
ELBOWS MODEL 3D
LONG RADIUS ELBOWS 1,5D
ROHRBOGEN BAUART 3



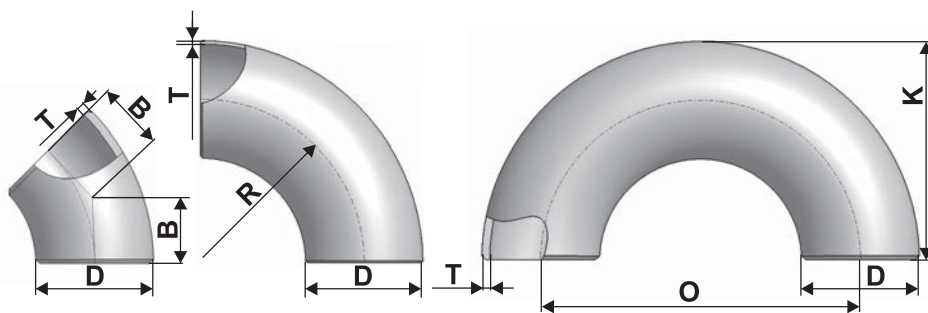
Standard	DN	D	T	R	B	O	K	m
		mm	mm (SCH)	mm	mm	mm	mm	Kg
ASME B16.9	20"	508	12.7 (XS / 30)	762	318		1016	186.45
EN 10253-2	500	508	14.2	762			1016	207.80
ASME B16.9	20"	508	15.09 (40)	762	318		1016	220.50
EN 10253-2	500	508	16	762			1016	233.30
EN 10253-2	500	508	17.5	762			1016	254.40
EN 10253-2	500	508	20	762			1016	290.00
ASME B16.9	20"	508	20.62 (60)	762	318		1016	297.90
EN 10253-2	500	508	22.2	762			1016	319.65
EN 10253-2	500	508	25	762			1016	358.00
ASME B16.9	20"	508	26.19 (80)	762	318		1016	374.00
EN 10253-2	550	559	8	838			1118	143.70
EN 10253-2	550	559	8.8	838			1118	157.80
ASME B16.9	22"	559	9.53 (STD / 20)	838	343		1118	170.70
EN 10253-2	550	559	10	838			1118	179.00
EN 10253-2	550	559	11	838			1118	196.50
EN 10253-2	550	559	12.5	838			1118	226.20
ASME B16.9	22"	559	12.7 (XS / 30)	838	343		1118	226.20
EN 10253-2	600	610	8.8	914			1219	188.10
ASME B16.9	24"	610	9.53 (STD / 20)	914	381		1219	203.50
EN 10253-2	600	610	10	914			1219	213.30
EN 10253-2	600	610	11	914			1219	234.25
EN 10253-2	600	610	12.5	914			1219	269.70
ASME B16.9	24"	610	12.7 (XS)	914	381		1219	269.70
EN 10253-2	600	610	14.2	914			1219	302.20
ASME B16.9	24"	610	14.27 (30)	914	381		1219	302.20
EN 10253-2	600	610	16	914			1219	337.90
ASME B16.9	24"	610	17.48 (40)	914	381		1219	368.60
EN 10253-2	600	610	17.5	914			1219	368.60
ASME B16.9	24"	610	24.61 (60)	914	381		1219	520.00
EN 10253-2	600	610	25	914			1219	520.00
ASME B16.9	24"	610	30.96 (80)	914	381		1219	637.33
ASME B16.9	28"	711	7.92 (10)	1067	438			233.41
EN 10253-2	700	711	8	1067			1422	233.41
EN 10253-2	700	711	8.8	1067			1422	256.50
ASME B16.9	28"	711	9.53 (STD)	1067	438			277.50
EN 10253-2	700	711	10	1067			1422	291.00
EN 10253-2	700	711	11	1067			1422	319.57

* The products mentioned in above table according to EN 10253-2 can be manufactured also according to DIN 2605.

Standard	DN	D	T	R	B	O	K	m
		mm	mm (SCH)	mm	mm	mm	mm	Kg
EN 10253-2	700	711	12.5	1067			1422	368.00
ASME B16.9	28"	711	12.7 (XS / 20)	1067	438			368.00
EN 10253-2	700	711	14.2	1067			1422	410.65
ASME B16.9	28"	711	15.88 (30)	1067	438			458.12
EN 10253-2	700	711	16	1067			1422	458.12
EN 10253-2	700	711	17.5	1067			1422	503.68
EN 10253-2	700	711	20	1067			1422	573.56
EN 10253-2	700	711	22.2	1067			1422	634.62
EN 10253-2	700	711	25	1067			1422	711.76
EN 10253-2	700	711	28	1067			1422	793.69
EN 10253-2	700	711	30	1067			1422	847.89
EN 10253-2	700	711	32	1067			1422	901.76
ASME B16.9	30"	762	7.92 (10)	1143	470			265.52
EN 10253-2	750	762	8	1143			1524	265.52
EN 10253-2	750	762	8.8	1143			1524	294.68
ASME B16.9	30"	762	9.53 (STD)	1143	470			318.81
EN 10253-2	750	762	10	1143			1524	334.33
EN 10253-2	750	762	11	1143			1524	367.27
EN 10253-2	750	762	12.5	1143			1524	416.52
ASME B16.9	30"	762	12.7 (XS / 20)	1143	470			416.52
EN 10253-2	750	762	14.2	1143			1524	472.09
ASME B16.9	30"	762	15.88 (30)	1143	470			530.65
EN 10253-2	750	762	16	1143			1524	530.65
EN 10253-2	750	762	17.5	1143			1524	579.24
EN 10253-2	750	762	20	1143			1524	659.76
EN 10253-2	750	762	22.2	1143			1524	730.16
EN 10253-2	750	762	25	1143			1524	819.14
EN 10253-2	750	762	28	1143			1524	913.71
EN 10253-2	750	762	30	1143			1524	976.31
EN 10253-2	750	762	32	1143			1524	1,038.55
EN 10253-2	750	762	36	1143			1524	1,162.00
ASME B16.9	32"	813	7.92 (20)	1219	502			305.35
EN 10253-2	800	813	8	1219			1626	305.35
EN 10253-2	800	813	8.8	1219			1626	335.55
ASME B16.9	32"	813	9.53 (STD)	1219	502			363.00
EN 10253-2	800	813	10	1219			1626	380.75
EN 10253-2	800	813	11	1219			1626	418.29
EN 10253-2	800	813	12.5	1219			1626	474.50
ASME B16.9	32"	813	12.7 (XS / 20)	1219	502			482.00
EN 10253-2	800	813	14.2	1219			1626	537.82
ASME B16.9	32"	813	15.88 (30)	1219	502			604.63
EN 10253-2	800	813	16	1219			1626	604.63
ASME B16.9	32"	813	17.48 (40)	1219	502			660.07
EN 10253-2	800	813	17.5	1219			1626	660.07
EN 10253-2	800	813	20	1219			1626	752.00

* The products mentioned in above table according to EN 10253-2 can be manufactured also according to DIN 2605.

COTURI RAZĂ LUNGĂ 1,5D
ELBOWS MODEL 3D
LONG RADIUS ELBOWS 1,5D
ROHRBOGEN BAUART 3



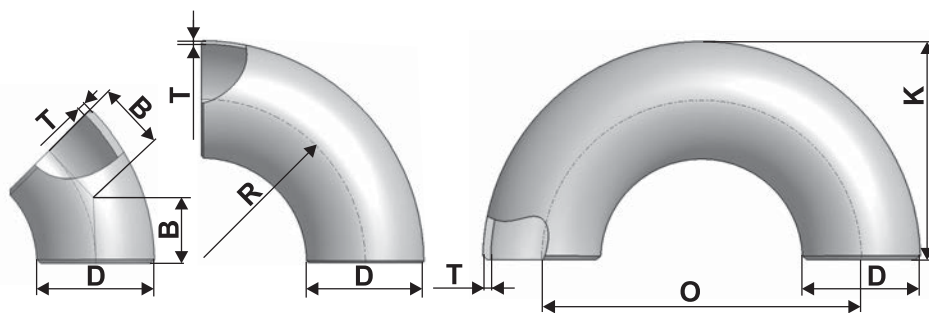
Standard	DN	D	T	R	B	O	K	m
		mm	mm (SCH)	mm	mm	mm	mm	Kg
EN 10253-2	800	813	22.2	1219			1626	832.40
EN 10253-2	800	813	25	1219			1626	934.06
EN 10253-2	800	813	28	1219			1626	1,042.17
EN 10253-2	800	813	30	1219			1626	1,113.76
EN 10253-2	800	813	32	1219			1626	1,185.00
EN 10253-2	800	813	36	1219			1626	1,327.00
ASME B16.9	34"	864	7.92 (10)	1295	533			341.78
EN 10253-2	850	864	8	1296			1728	341.78
EN 10253-2	850	864	8.8	1296			1728	379.37
ASME B16.9	34"	864	9.53 (STD)	1295	533			410.49
EN 10253-2	850	864	10	1296			1728	430.50
EN 10253-2	850	864	11	1296			1728	473.00
EN 10253-2	850	864	12.5	1296			1728	545.00
ASME B16.9	34"	864	12.7 (XS / 20)	1295	533			545.00
EN 10253-2	850	864	14.2	1296			1728	608.30
ASME B16.9	34"	864	15.88 (30)	1295	533			683.95
EN 10253-2	850	864	16	1296			1728	683.95
ASME B16.9	34"	864	17.48 (40)	1295	533			746.75
EN 10253-2	850	864	17.5	1296			1728	746.75
EN 10253-2	850	864	20	1296			1728	850.91
EN 10253-2	850	864	22.2	1296			1728	942.05
EN 10253-2	850	864	25	1296			1728	1,057.34
EN 10253-2	850	864	28	1296			1728	1,179.98
EN 10253-2	850	864	30	1296			1728	1,261.24
EN 10253-2	850	864	32	1296			1728	1,342.10
EN 10253-2	850	864	36	1296			1728	1,503.00
ASME B16.9	36"	914	7.92 (10)	1372	565			386.79
EN 10253-2	900	914	8	1372			1829	386.79
EN 10253-2	900	914	8.8	1372			1829	425.10
ASME B16.9	36"	914	9.53 (STD)	1372	565			460.00
EN 10253-2	900	914	10	1372			1829	482.42
EN 10253-2	900	914	11	1372			1829	530.08
EN 10253-2	900	914	12.5	1372			1829	601.36
ASME B16.9	36"	914	12.7 (XS / 20)	1372	565			601.36
EN 10253-2	900	914	14.2	1372			1829	681.86
ASME B16.9	36"	914	15.88 (30)	1372	565			766.76
EN 10253-2	900	914	16	1372			1829	766.76

* The products mentioned in above table according to EN 10253-2 can be manufactured also according to DIN 2605.

Standard	DN	D	T	R	B	O	K	m
		mm	mm (SCH)	mm	mm	mm	mm	Kg
EN 10253-2	900	914	17.5	1372			1829	837.24
ASME B16.9	36"	914	19.05 (40)	1372	565			909.82
EN 10253-2	900	914	20	1372			1829	954.17
EN 10253-2	900	914	22.2	1372			1829	1,056.53
EN 10253-2	900	914	25	1372			1829	1,186.05
EN 10253-2	900	914	28	1372			1829	1,323.90
EN 10253-2	900	914	30	1372			1829	1,415.25
EN 10253-2	900	914	32	1372			1829	1,506.20
EN 10253-2	900	914	36	1372			1829	1,687.00
ASME B16.9	38"	965	9.53 (STD)	1448	600			512.84
ASME B16.9	38"	965	12.7 (XS)	1448	600			681.17
EN 10253-2	1000	1016	8	1524			2032	478.02
EN 10253-2	1000	1016	8.8	1524			2032	525.40
ASME B16.9	40"	1016	9.53 (STD)	1524	632			596.33
EN 10253-2	1000	1016	10	1524			2032	596.33
EN 10253-2	1000	1016	11	1524			2032	655.31
EN 10253-2	1000	1016	12.5	1524			2032	743.56
ASME B16.9	40"	1016	12.7 (XS)	1524	632			743.56
EN 10253-2	1000	1016	14.2	1524			2032	843.26
EN 10253-2	1000	1016	16	1524			2032	948.44
EN 10253-2	1000	1016	17.5	1524			2032	1,035.80
EN 10253-2	1000	1016	20	1524			2032	1,180.81
EN 10253-2	1000	1016	22.2	1524			2032	1,307.80
EN 10253-2	1000	1016	25	1524			2032	1,468.60
EN 10253-2	1000	1016	28	1524			2032	1,639.86
EN 10253-2	1000	1016	30	1524			2032	1,753.45
EN 10253-2	1000	1016	32	1524			2032	1,866.55
EN 10253-2	1000	1016	36	1524			2032	2,091.50
EN 10253-2	1050	1067	8	1600			2134	527.24
EN 10253-2	1050	1067	8.8	1600			2134	579.53
ASME B16.9	42"	1067	9.53 (STD)	1600	660			657.80
EN 10253-2	1050	1067	10	1600			2134	657.80
EN 10253-2	1050	1067	11	1600			2134	722.90
EN 10253-2	1050	1067	12.5	1600			2134	820.32
ASME B16.9	42"	1067	12.7 (XS)	1600	660			820.32
EN 10253-2	1050	1067	14.2	1600			2134	930.38
EN 10253-2	1050	1067	16	1600			2134	1,046.52
EN 10253-2	1050	1067	17.5	1600			2134	1,143.00
EN 10253-2	1050	1067	20	1600			2134	1,303.20
EN 10253-2	1050	1067	22.2	1600			2134	1,443.50
EN 10253-2	1050	1067	25	1600			2134	1,621.20
EN 10253-2	1050	1067	28	1600			2134	1,810.50
EN 10253-2	1050	1067	30	1600			2134	1,936.10
EN 10253-2	1050	1067	32	1600			2134	2,061.20
EN 10253-2	1050	1067	36	1600			2134	2,310.00

* The products mentioned in above table according to EN 10253-2 can be manufactured also according to DIN 2605.

COTURI RAZĂ LUNGĂ 1,5D
ELBOWS MODEL 3D
LONG RADIUS ELBOWS 1,5D
ROHRBOGEN BAUART 3



Standard	DN	D	T	R	B	O	K	m
		mm	mm (SCH)	mm	mm	mm	mm	Kg
EN 10253-2	1050	1067	40	1600			2134	2,557.00
EN 10253-2	1100	1118	8	1677			2236	579.25
EN 10253-2	1100	1118	8.8	1677			2236	636.70
ASME B16.9	44"	1118	9.53 (STD)	1676	695			722.75
EN 10253-2	1100	1118	10	1677			2236	722.75
EN 10253-2	1100	1118	11	1677			2236	794.30
EN 10253-2	1100	1118	12.5	1677			2236	901.40
ASME B16.9	44"	1118	12.7 (XS)	1676	695			901.40
EN 10253-2	1100	1118	14.2	1677			2236	1,022.40
EN 10253-2	1100	1118	16	1677			2236	1,150.10
EN 10253-2	1100	1118	17.5	1677			2236	1,256.25
EN 10253-2	1100	1118	20	1677			2236	1,432.45
EN 10253-2	1100	1118	22.2	1677			2236	1,586.80
EN 10253-2	1100	1118	25	1677			2236	1,782.40
EN 10253-2	1100	1118	28	1677			2236	1,990.80
EN 10253-2	1100	1118	30	1677			2236	2,129.00
EN 10253-2	1100	1118	32	1677			2236	2,266.80
EN 10253-2	1100	1118	36	1677			2236	2,541.00
EN 10253-2	1100	1118	40	1677			2236	2,813.00
EN 10253-2	1200	1219	8	1829			2438	689.80
EN 10253-2	1200	1219	8.8	1829			2438	758.30
ASME B16.9	48"	1219	9.53 (STD)	1829	759			860.80
EN 10253-2	1200	1219	10	1829			2438	860.80
EN 10253-2	1200	1219	11	1829			2438	946.10
EN 10253-2	1200	1219	12.5	1829			2438	1,073.80
ASME B16.9	48"	1219	12.7 (XS)	1829	759			1,073.80
EN 10253-2	1200	1219	14.2	1829			2438	1,218.10
EN 10253-2	1200	1219	16	1829			2438	1,370.50
EN 10253-2	1200	1219	17.5	1829			2438	1,497.10
EN 10253-2	1200	1219	20	1829			2438	1,707.40
EN 10253-2	1200	1219	22.2	1829			2438	1,891.70
EN 10253-2	1200	1219	25	1829			2438	2,125.40
EN 10253-2	1200	1219	28	1829			2438	2,374.40
EN 10253-2	1200	1219	30	1829			2438	2,539.70
EN 10253-2	1200	1219	32	1829			2438	2,704.50
EN 10253-2	1200	1219	36	1829			2438	3,032.30
EN 10253-2	1200	1219	40	1829			2438	3,357.90

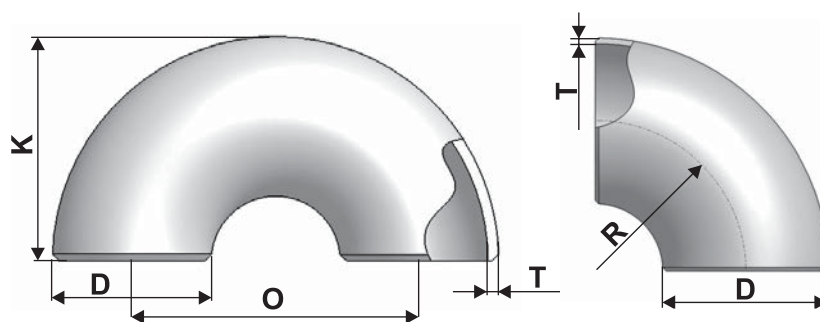
* The products mentioned in above table according to EN 10253-2 can be manufactured also according to DIN 2605.

Standard	DN	D	T	R	B	O	K	m
		mm	mm (SCH)	mm	mm	mm	mm	Kg
DIN 2605	1400	1420	8	2130	882		2840	937.20
DIN 2605	1400	1420	8.8	2130	882		2840	1,030.30
DIN 2605	1400	1420	10	2130	882		2840	1,170.00
DIN 2605	1400	1420	11	2130	882		2840	1,286.00
DIN 2605	1400	1420	12.5	2130	882		2840	1,460.00
DIN 2605	1400	1420	14.2	2130	882		2840	1,656.20
DIN 2605	1400	1420	16	2130	882		2840	1,864.00
DIN 2605	1400	1420	17.5	2130	882		2840	2,036.30
DIN 2605	1400	1420	20	2130	882		2840	2,323.00
DIN 2605	1400	1420	22.2	2130	882		2840	2,574.60
DIN 2605	1400	1420	25	2130	882		2840	2,893.50
DIN 2605	1400	1420	28	2130	882		2840	3,233.80
DIN 2605	1400	1420	30	2130	882		2840	3,459.80
DIN 2605	1400	1420	32	2130	882		2840	3,685.10
DIN 2605	1400	1420	36	2130	882		2840	4,133.80
DIN 2605	1400	1420	40	2130	882		2840	4,580.00

* The products mentioned in above table according to EN 10253-2 can be manufactured also according to DIN 2605.



COTURI RAZĂ SCURTĂ 1D
ELBOWS MODEL 2D
SHORT RADIUS ELBOWS 1D
ROHRBOGEN BAUART 2



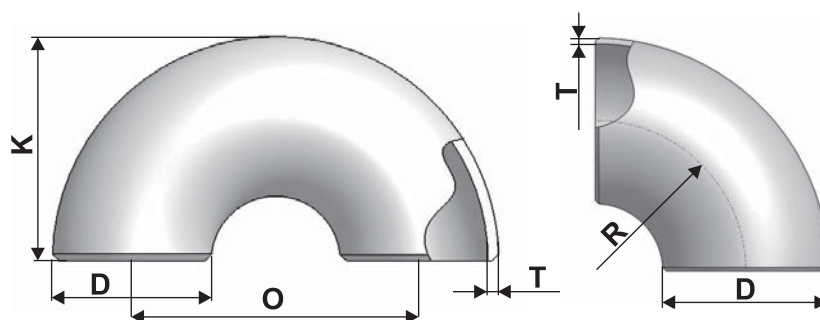
Standard	DN	D	T	R	O	K	m
		mm	mm	mm	mm	mm	Kg
ASME B16.9	1"	33.4	3.38 (STD / 40)	25		41	0.10
ASME B16.9	1"	33.4	4.55 (XS / 80)	25		41	0.13
EN 10253-2	25	33.7	3.2	25		42	0.10
EN 10253-2	25	33.7	3.6	25		42	0.10
EN 10253-2	25	33.7	4	25		42	0.10
EN 10253-2	25	33.7	4.5	25		42	0.13
DIN 2605	32	38	3.6	32		53	0.15
ASME B16.9	1¼"	42.2	3.56 (STD / 40)	32		52	0.17
ASME B16.9	1¼"	42.2	4.85 (XS / 80)	32		52	0.23
EN 10253-2	32	42.4	3.2	32		53	0.17
EN 10253-2	32	42.4	3.6	32		53	0.17
EN 10253-2	32	42.4	4.5	32		53	0.21
EN 10253-2	32	42.4	5	32		53	0.23
EN 10253-2	40	48.3	3.2	38		62	0.21
EN 10253-2	40	48.3	3.6	38		62	0.24
ASME B16.9	1½"	48.3	3.68 (STD / 40)	38		62	0.24
EN 10253-2	40	48.3	4	38		62	0.26
EN 10253-2	40	48.3	4.5	38		62	0.29
EN 10253-2	40	48.3	5	38		62	0.32
ASME B16.9	1½"	48.3	5.08 (XS / 80)	38		62	0.32
EN 10253-2	50	60.3	2.9	51		81	0.33
EN 10253-2	50	60.3	3.2	51		81	0.36
EN 10253-2	50	60.3	3.6	51		81	0.40
ASME B16.9	2"	60.3	3.91 (STD / 40)	51	102	81	0.45
EN 10253-2	50	60.3	4	51		81	0.45
EN 10253-2	50	60.3	4.5	51		81	0.50
ASME B16.9	2"	60.3	5.54 (XS / 80)	51	102	81	0.60
EN 10253-2	50	60.3	5.6	51		81	0.60
EN 10253-2	50	60.3	6.3	51		81	0.67
EN 10253-2	50	60.3	8	51		81	0.83
ASME B16.9	2½"	73	5.16 (STD / 40)	64	127	100	0.87
ASME B16.9	2½"	73	7.01 (XS / 80)	64	127	100	1.15
EN 10253-2	65	76.1	2.9	63		102	0.52
EN 10253-2	65	76.1	3.2	63		102	0.57
EN 10253-2	65	76.1	3.6	63		102	0.64
EN 10253-2	65	76.1	4	63		102	0.71
EN 10253-2	65	76.1	4.5	63		102	0.80

* The products mentioned in above table according to EN 10253-2 can be manufactured also according to DIN 2605.

Standard	DN	D	T	R	O	K	m
		mm	mm	mm	mm	mm	Kg
EN 10253-2	65	76.1	5	63		102	0.87
EN 10253-2	65	76.1	6.3	63		102	1.08
EN 10253-2	65	76.1	7.1	63		102	1.20
EN 10253-2	65	76.1	8	63		102	1.34
EN 10253-2	80	88.9	3.2	76		121	0.81
EN 10253-2	80	88.9	4	76		121	1.00
EN 10253-2	80	88.9	4.5	76		121	1.12
EN 10253-2	80	88.9	5	76		121	1.24
ASME B16.9	3"	88.9	5.49 (STD / 40)	76	152	121	1.38
EN 10253-2	80	88.9	5.6	76		121	1.38
EN 10253-2	80	88.9	6.3	76		121	1.54
EN 10253-2	80	88.9	7.1	76		121	1.72
ASME B16.9	3"	88.9	7.62 (XS / 80)	76	152	121	1.91
EN 10253-2	80	88.9	8	76		121	1.90
EN 10253-2	80	88.9	10	76		121	2.33
EN 10253-2	80	88.9	11	76		121	2.56
ASME B16.9	3"	88.9	11.13 (160)	76	152	121	2.56
ASME B16.9	3½"	101.6	5.74 (STD / 40)	89	178	140	1.90
DIN 2605	100	108	5.6	100		154	2.23
DIN 2605	100	108	6.3	100		154	2.49
DIN 2605	100	108	8.8	100		154	3.40
EN 10253-2	100	114.3	3.6	102		159	1.58
EN 10253-2	100	114.3	4	102		159	1.75
EN 10253-2	100	114.3	4.5	102		159	1.96
EN 10253-2	100	114.3	5	102		159	2.17
ASME B16.9	4"	114.3	6.02 (STD / 40)	102	203	159	2.60
EN 10253-2	100	114.3	6.3	102		159	2.70
EN 10253-2	100	114.3	7.1	102		159	3.02
EN 10253-2	100	114.3	8	102		159	3.37
ASME B16.9	4"	114.3	8.56 (XS / 80)	102	203	159	3.70
EN 10253-2	100	114.3	8.8	102		159	3.70
EN 10253-2	100	114.3	10	102		159	4.14
EN 10253-2	100	114.3	11	102		159	4.56
ASME B16.9	4"	114.3	11.13 (120)	102	203	159	4.56
DIN 2605	125	133	5	125		192	3.11
EN 10253-2	125	139.7	4	127		197	2.68
EN 10253-2	125	139.7	4.5	127		197	3.00
EN 10253-2	125	139.7	5	127		197	3.33
EN 10253-2	125	139.7	6.3	127		197	4.36
EN 10253-2	125	139.7	7.1	127		197	4.65
EN 10253-2	125	139.7	8	127		197	5.20
EN 10253-2	125	139.7	8.8	127		197	5.70
EN 10253-2	125	139.7	10	127		197	6.40
EN 10253-2	125	139.7	12.5	127		197	8.10
ASME B16.9	5"	141.3	6.55 (STD / 40)	127	254	197	4.36

* The products mentioned in above table according to EN 10253-2 can be manufactured also according to DIN 2605.

COTURI RAZĂ SCURTĂ 1D
ELBOWS MODEL 2D
SHORT RADIUS ELBOWS 1D
ROHRBOGEN BAUART 2



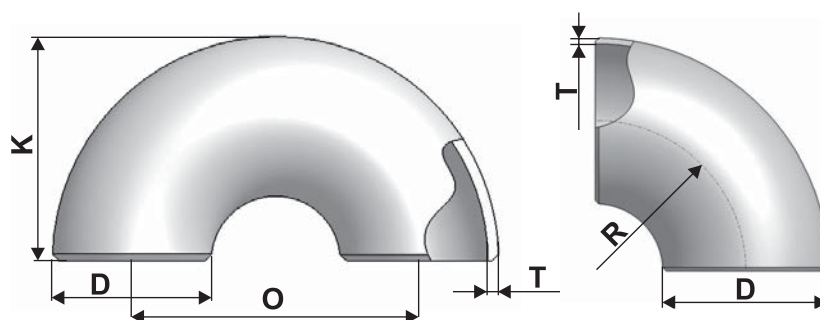
Standard	DN	D	T	R	O	K	m
		mm	mm	mm	mm	mm	Kg
ASME B16.9	5"	141.3	9.53 (XS / 80)	127	254	197	6.20
ASME B16.9	5"	141.3	12.7 (120)	127	254	197	8.10
DIN 2605	150	159	5.6	150		230	5.00
EN 10253-2	150	168.3	4.5	152		237	4.36
EN 10253-2	150	168.3	5	152		237	4.83
EN 10253-2	150	168.3	6.3	152		237	6.03
EN 10253-2	150	168.3	7.1	152		237	6.80
ASME B16.9	6"	168.3	7.11 (STD / 40)	152	305	237	6.80
EN 10253-2	150	168.3	8	152		237	7.60
EN 10253-2	150	168.3	8.8	152		237	8.30
EN 10253-2	150	168.3	10	152		237	9.40
ASME B16.9	6"	168.3	10.97 (XS / 80)	152	305	237	10.20
EN 10253-2	150	168.3	11	152		237	10.20
EN 10253-2	150	168.3	12.5	152		237	11.50
EN 10253-2	150	168.3	14.2	152		237	13.00
ASME B16.9	6"	168.3	14.27 (120)	152	305	237	13.00
EN 10253-2	200	219.1	6.3	203		313	10.70
ASME B16.9	8"	219.1	6.35 (20)	203	406	313	10.70
ASME B16.9	8"	219.1	7.04 (30)	203	406	313	11.90
EN 10253-2	200	219.1	7.1	203		313	11.90
EN 10253-2	200	219.1	8	203		313	13.60
ASME B16.9	8"	219.1	8.18 (STD / 40)	203	406	313	13.60
EN 10253-2	200	219.1	8.8	203		313	14.60
EN 10253-2	200	219.1	10	203		313	16.50
ASME B16.9	8"	219.1	10.31 (60)	203	406	313	17.00
EN 10253-2	200	219.1	11	203		313	18.10
EN 10253-2	200	219.1	12.5	203		313	20.70
ASME B16.9	8"	219.1	12.7 (XS / 80)	203	406	313	20.70
EN 10253-2	200	219.1	14.2	203		313	23.00
ASME B16.9	8"	219.1	15.09 (100)	203	406	313	24.30
EN 10253-2	200	219.1	16	203		313	25.70
EN 10253-2	250	273	6.3	254		391	16.70
ASME B16.9	10"	273	6.35 (20)	254		391	16.70
ASME B16.9	10"	273	7.8 (30)	254		391	20.95
EN 10253-2	250	273	8	254		391	20.95
EN 10253-2	250	273	8.8	254		391	23.00
ASME B16.9	10"	273	9.27 (STD / 40)	254		391	24.20

* The products mentioned in above table according to EN 10253-2 can be manufactured also according to DIN 2605.

Standard	DN	D	T	R	O	K	m
		mm	mm	mm	mm	mm	Kg
EN 10253-2	250	273	10	254		391	26.00
EN 10253-2	250	273	11	254		391	28.50
EN 10253-2	250	273	12.5	254		391	32.70
ASME B16.9	10"	273	12.7 (XS / 60)	254		391	32.70
EN 10253-2	250	273	14.2	254		391	36.30
ASME B16.9	10"	273	15.09 (80)	254		391	38.45
ASME B16.9	12"	323.8	6.35 (20)	305		467	24.00
ASME B16.9	12"	323.8	8.38 (30)	305		467	31.40
ASME B16.9	12"	323.8	9.53 (STD)	305		467	35.50
ASME B16.9	12"	323.8	10.31 (40)	305		467	38.40
ASME B16.9	12"	323.8	12.7 (XS)	305		467	46.90
ASME B16.9	12"	323.8	25.4 (120)	305		467	89.92
ASME B16.9	12"	323.8	28.58 (140)	305		467	100.10
EN 10253-2	300	323.9	7.1	305		467	26.70
EN 10253-2	300	323.9	8	305		467	30.00
EN 10253-2	300	323.9	8.8	305		467	32.90
EN 10253-2	300	323.9	10	305		467	37.30
EN 10253-2	300	323.9	12.5	305		467	46.90
EN 10253-2	300	323.9	14.2	305		467	52.20
EN 10253-2	300	323.9	22.2	305		467	79.46
EN 10253-2	300	323.9	25	305		467	88.65
EN 10253-2	300	323.9	28	305		467	100.10
ASME B16.9	14"	355.6	7.92 (20)	356		533	38.50
EN 10253-2	350	355.6	8	356		533	38.50
EN 10253-2	350	355.6	8.8	356		533	42.30
ASME B16.9	14"	355.6	9.53 (STD / 30)	356		533	45.70
EN 10253-2	350	355.6	10	356		533	47.90
EN 10253-2	350	355.6	11	356		533	53.10
ASME B16.9	14"	355.6	11.13 (40)	356		533	53.10
EN 10253-2	350	355.6	12.5	356		533	60.30
ASME B16.9	14"	355.6	12.7 (XS)	356		533	60.30
EN 10253-2	350	355.6	14.2	356		533	67.20
ASME B16.9	14"	355.6	15.09 (60)	356		533	71.20
EN 10253-2	350	355.6	16	356		533	75.24
EN 10253-2	400	406.4	8.8	406		610	55.30
ASME B16.9	16"	406.4	9.53 (STD / 30)	406		610	59.80
EN 10253-2	400	406.4	10	406		610	62.60
EN 10253-2	400	406.4	11	406		610	68.70
EN 10253-2	400	406.4	12.5	406		610	79.00
ASME B16.9	16"	406.4	12.7 (XS / 40)	406		610	79.00
EN 10253-2	400	406.4	14.2	406		610	88.00
EN 10253-2	400	406.4	16	406		610	102.50
ASME B16.9	16"	406.4	16.66 (60)	406		610	102.50
EN 10253-2	400	406.4	17.5	406		610	107.48
EN 10253-2	400	406.4	32	406		610	189.20

* The products mentioned in above table according to EN 10253-2 can be manufactured also according to DIN 2605.

COTURI RAZĂ SCURTĂ 1D
ELBOWS MODEL 2D
SHORT RADIUS ELBOWS 1D
ROHRBOGEN BAUART 2



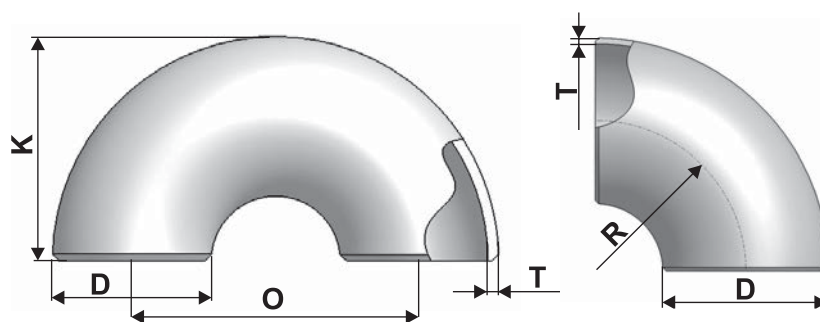
Standard	DN	D	T	R	O	K	m
		mm	mm	mm	mm	mm	Kg
EN 10253-2	400	406.4	36	406		610	210.57
ASME B16.9	16"	406.4	36.53 (140)	406		610	213.37
EN 10253-2	450	457	8.8	457		686	70.20
ASME B16.9	18"	457	9.53 (STD)	457		686	75.80
EN 10253-2	450	457	10	457		686	79.50
EN 10253-2	450	457	11	457		686	88.20
ASME B16.9	18"	457	11.13 (30)	457		686	88.20
EN 10253-2	450	457	12.5	457		686	100.30
ASME B16.9	18"	457	12.7 (XS)	457		686	100.30
EN 10253-2	450	457	14.2	457		686	111.77
ASME B16.9	18"	457	14.27 (40)	457		686	111.77
EN 10253-2	500	508	8.8	508		762	86.80
ASME B16.9	20"	508	9.53 (STD / 20)	508		762	93.90
EN 10253-2	500	508	10	508		762	98.40
EN 10253-2	500	508	11	508		762	108.00
EN 10253-2	500	508	12.5	508		762	124.30
ASME B16.9	20"	508	12.7 (XS / 30)	508		762	124.30
EN 10253-2	500	508	14.2	508		762	138.60
ASME B16.9	20"	508	15.09 (40)	508		762	147.00
EN 10253-2	500	508	16	508		762	155.54
EN 10253-2	500	508	17.5	508		762	169.61
EN 10253-2	600	610	8.8	610		914	125.53
ASME B16.9	24"	610	9.53 (STD / 20)	610		914	135.80
EN 10253-2	600	610	10	610		914	142.40
EN 10253-2	600	610	11	610		914	156.33
EN 10253-2	600	610	12.5	610		914	180.00
ASME B16.9	24"	610	12.7 (XS)	610		914	180.00
EN 10253-2	600	610	14.2	610		914	201.00
ASME B16.9	24"	610	14.27 (30)	610		914	201.00
EN 10253-2	600	610	16	610		914	225.50
ASME B16.9	24"	610	17.48 (40)	610		914	246.00
EN 10253-2	600	610	17.5	610		914	246.00
EN 10253-2	600	610	20	610		914	280.00
EN 10253-2	700	711	8	711		1066	155.53
EN 10253-2	700	711	8.8	711		1066	170.90
EN 10253-2	700	711	10	711		1066	194.00
EN 10253-2	700	711	12.5	711		1066	241.50

* The products mentioned in above table according to EN 10253-2 can be manufactured also according to DIN 2605.

Standard	DN	D	T	R	O	K	m
		mm	mm	mm	mm	mm	Kg
EN 10253-2	700	711	14.2	711		1066	274.00
EN 10253-2	700	711	16	711		1066	307.50
EN 10253-2	700	711	17.5	711		1066	335.60
EN 10253-2	700	711	20	711		1066	382.20
EN 10253-2	800	813	8	813		1220	203.65
EN 10253-2	800	813	8.8	813		1220	223.80
EN 10253-2	800	813	10	813		1220	254.00
EN 10253-2	800	813	11	813		1220	279.00
EN 10253-2	800	813	12.5	813		1220	316.42
EN 10253-2	800	813	14.2	813		1220	358.70
EN 10253-2	800	813	16	813		1220	403.25
EN 10253-2	800	813	17.5	813		1220	440.23
EN 10253-2	800	813	20	813		1220	501.53
EN 10253-2	900	914	8	914		1371	257.70
EN 10253-2	900	914	8.8	914		1371	283.20
EN 10253-2	900	914	10	914		1371	321.40
EN 10253-2	900	914	11	914		1371	353.15
EN 10253-2	900	914	12.5	914		1371	400.60
EN 10253-2	900	914	14.2	914		1371	454.25
EN 10253-2	900	914	16	914		1371	510.80
EN 10253-2	900	914	17.5	914		1371	557.75
EN 10253-2	900	914	20	914		1371	635.65
EN 10253-2	1000	1016	8	1016		1524	318.70
EN 10253-2	1000	1016	8.8	1016		1524	350.30
EN 10253-2	1000	1016	10	1016		1524	397.60
EN 10253-2	1000	1016	11	1016		1524	437.00
EN 10253-2	1000	1016	12.5	1016		1524	495.70
EN 10253-2	1000	1016	14.2	1016		1524	562.20
EN 10253-2	1000	1016	16	1016		1524	632.30
EN 10253-2	1000	1016	17.5	1016		1524	690.50
EN 10253-2	1000	1016	20	1016		1524	787.20
EN 10253-2	1200	1219	8	1219		1830	459.35
EN 10253-2	1200	1219	8.8	1219		1830	505.00
EN 10253-2	1200	1219	10	1219		1830	573.25
EN 10253-2	1200	1219	11	1219		1830	630.00
EN 10253-2	1200	1219	12.5	1219		1830	715.00
EN 10253-2	1200	1219	14.2	1219		1830	811.20
EN 10253-2	1200	1219	16	1219		1830	912.65
EN 10253-2	1200	1219	17.5	1219		1830	997.00
EN 10253-2	1200	1219	20	1219		1830	1,137.00
DIN 2605	1400	1420	8	1420		2130	535.60
DIN 2605	1400	1420	8.8	1420		2130	588.81
DIN 2605	1400	1420	10	1420		2130	668.50
DIN 2605	1400	1420	11	1420		2130	734.90
DIN 2605	1400	1420	12.5	1420		2130	834.20


* The products mentioned in above table according to EN 10253-2 can be manufactured also according to DIN 2605.

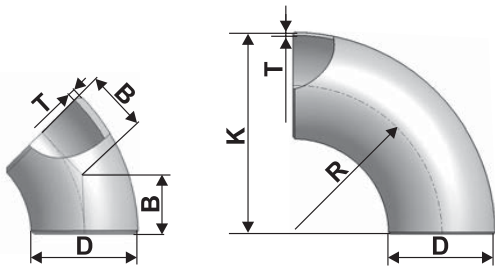
COTURI RAZĂ SCURTĂ 1D
 ELBOWS MODEL 2D
 SHORT RADIUS ELBOWS 1D
 ROHRBOGEN BAUART 2



Standard	DN	D	T	R	O	K	m
		mm	mm	mm	mm	mm	Kg
DIN 2605	1400	1420	14.2	1420		2130	946.50
DIN 2605	1400	1420	16	1420		2130	1065.10
DIN 2605	1400	1420	17.5	1420		2130	1163.75
DIN 2605	1400	1420	20	1420		2130	1327.60

* The products mentioned in above table according to EN 10253-2 can be manufactured also according to DIN 2605.





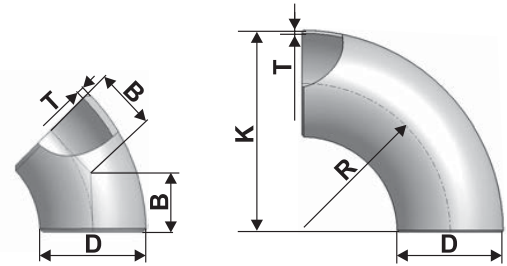
SARA®

COTURI 2,5D
ELBOWS MODEL 5D

ELBOWS 2,5D
ROHRBOGEN BAUART 5

Standard	DN	D	T	R	B	K	m
		mm	mm	mm	mm	mm	Kg
EN 10253-2	20	26.9	2.3	57.5		71	0.13
EN 10253-2	20	26.9	2.6	57.5		71	0.14
EN 10253-2	20	26.9	2.9	57.5		71	0.16
DIN 2605	25	33.7	2.6	72.5	30	90	0.23
EN 10253-2	25	33.7	2.6	72.5		89	0.23
DIN 2605	25	33.7	2.9	72.5	30	90	0.25
EN 10253-2	25	33.7	2.9	72.5		89	0.25
DIN 2605	25	33.7	3.2	72.5	30	90	0.28
EN 10253-2	25	33.7	3.2	72.5		89	0.28
DIN 2605	25	33.7	3.6	72.5	30	90	0.31
EN 10253-2	25	33.7	3.6	72.5		89	0.31
DIN 2605	25	33.7	4	72.5	30	90	0.34
EN 10253-2	25	33.7	4	72.5		89	0.34
DIN 2605	25	33.7	4.5	72.5	30	90	0.37
EN 10253-2	25	33.7	4.5	72.5		89	0.37
EN 10253-2	32	42.4	2.6	92.5		114	0.37
EN 10253-2	32	42.4	2.9	92.5		114	0.41
EN 10253-2	32	42.4	3.2	92.5		114	0.45
EN 10253-2	32	42.4	3.6	92.5		114	0.50
EN 10253-2	32	42.4	4	92.5		114	0.55
EN 10253-2	32	42.4	4.5	92.5		114	0.61
EN 10253-2	32	42.4	6.3	92.5		114	0.82
EN 10253-2	32	42.4	7.1	92.5		114	0.90
EN 10253-2	32	42.4	8	92.5		114	0.99
DIN 2605	40	48.3	2.6	107.5	45	132	0.50
EN 10253-2	40	48.3	2.6	109.5		134	0.50
DIN 2605	40	48.3	2.9	107.5	45	132	0.55
EN 10253-2	40	48.3	2.9	109.5		134	0.55
DIN 2605	40	48.3	3.2	107.5	45	132	0.60
EN 10253-2	40	48.3	3.2	109.5		134	0.60
DIN 2605	40	48.3	3.6	107.5	45	132	0.67
EN 10253-2	40	48.3	3.6	109.5		134	0.67
DIN 2605	40	48.3	4	107.5	45	132	0.74
EN 10253-2	40	48.3	4	109.5		134	0.74
DIN 2605	40	48.3	4.5	107.5	45	132	0.82
EN 10253-2	40	48.3	4.5	109.5		134	0.82
DIN 2605	40	48.3	5	107.5	45	132	0.91

* The products mentioned in above table according to EN 10253-2 can be manufactured also according to DIN 2605.

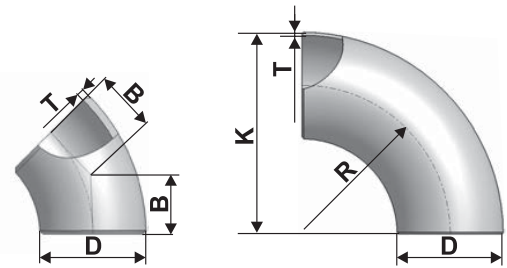


Standard	DN	D	T	R	B	K	m
		mm	mm	mm	mm	mm	Kg
EN 10253-2	40	48.3	5	109.5		134	0.91
DIN 2605	50	60.3	2.9	135	56	165	0.89
EN 10253-2	50	60.3	2.9	137.5		168	0.89
DIN 2605	50	60.3	3.2	135	56	165	0.98
EN 10253-2	50	60.3	3.2	137.5		168	0.98
DIN 2605	50	60.3	3.6	135	56	165	1.09
EN 10253-2	50	60.3	3.6	137.5		168	1.09
DIN 2605	50	60.3	4	135	56	165	1.20
EN 10253-2	50	60.3	4	137.5		168	1.20
DIN 2605	50	60.3	4.5	135	56	165	1.34
EN 10253-2	50	60.3	4.5	137.5		168	1.34
DIN 2605	50	60.3	5	135	56	165	1.48
EN 10253-2	50	60.3	5	137.5		168	1.48
DIN 2605	50	60.3	5.6	135	56	165	1.64
EN 10253-2	50	60.3	5.6	137.5		168	1.64
DIN 2605	50	60.3	6.3	135	56	165	1.82
EN 10253-2	50	60.3	6.3	137.5		168	1.82
DIN 2605	50	60.3	8	135	56	165	2.24
EN 10253-2	50	60.3	8	137.5		168	2.24
DIN 2605	50	60.3	8.8	135	56	165	2.42
EN 10253-2	50	60.3	8.8	137.5		168	2.42
DIN 2605	50	60.3	10	135	56	165	2.69
EN 10253-2	50	60.3	10	137.5		168	2.69
EN 10253-2	65	76.1	2.9	175		213	1.44
EN 10253-2	65	76.1	3.6	175		213	1.78
EN 10253-2	65	76.1	4	175		213	1.96
EN 10253-2	65	76.1	4.5	175		213	2.19
EN 10253-2	65	76.1	5	175		213	2.42
EN 10253-2	65	76.1	6.3	175		213	2.99
EN 10253-2	65	76.1	7.1	175		213	3.33
EN 10253-2	65	76.1	8.8	175		213	4.03
EN 10253-2	65	76.1	10	175		213	4.50
EN 10253-2	65	76.1	11	175		213	4.87
DIN 2605	80	88.9	3.2	205	85	250	2.21
EN 10253-2	80	88.9	3.2	207.5		252	2.21
DIN 2605	80	88.9	3.6	205	85	250	2.48
EN 10253-2	80	88.9	3.6	207.5		252	2.48

* The products mentioned in above table according to EN 10253-2 can be manufactured also according to DIN 2605.

Standard	DN	D	T	R	B	K	m
		mm	mm	mm	mm	mm	Kg
DIN 2605	80	88.9	4	205	85	250	2.74
EN 10253-2	80	88.9	4	207.5		252	2.74
DIN 2605	80	88.9	4.5	205	85	250	3.07
EN 10253-2	80	88.9	4.5	207.5		252	3.07
DIN 2605	80	88.9	5	205	85	250	3.39
EN 10253-2	80	88.9	5	207.5		252	3.39
DIN 2605	80	88.9	5.6	205	85	250	3.76
EN 10253-2	80	88.9	5.6	207.5		252	3.76
DIN 2605	80	88.9	6.3	205	85	250	4.20
EN 10253-2	80	88.9	6.3	207.5		252	4.20
DIN 2605	80	88.9	7.1	205	85	250	4.69
EN 10253-2	80	88.9	7.1	207.5		252	4.69
DIN 2605	80	88.9	8	205	85	250	5.22
EN 10253-2	80	88.9	8	207.5		252	5.22
DIN 2605	80	88.9	8.8	205	85	250	5.69
EN 10253-2	80	88.9	8.8	207.5		252	5.69
DIN 2605	80	88.9	10	205	85	250	6.37
EN 10253-2	80	88.9	10	207.5		252	6.37
DIN 2605	90	101.6	3.6	237.5		288	3.26
EN 10253-2	90	101.6	3.6	235		286	3.26
DIN 2605	90	101.6	4	237.5		288	3.61
EN 10253-2	90	101.6	4	235		286	3.61
DIN 2605	100	108	3.6	252.5		306	3.70
EN 10253-2	100	108	3.6	253		306	3.70
DIN 2605	100	108	4	252.5		306	4.09
EN 10253-2	100	108	4	253		306	4.09
EN 10253-2	100	114.3	3.6	270		327	4.19
EN 10253-2	100	114.3	4	270		327	4.63
EN 10253-2	100	114.3	4.5	270		327	5.19
EN 10253-2	100	114.3	5	270		327	5.74
EN 10253-2	100	114.3	5.6	270		327	6.39
EN 10253-2	100	114.3	6.3	270		327	7.15
EN 10253-2	100	114.3	7.1	270		327	8.00
EN 10253-2	100	114.3	8	270		327	8.93
EN 10253-2	100	114.3	8.8	270		327	9.75
DIN 2605	125	133	4.5	312.5		379	7.03
EN 10253-2	125	133	4.5	311.5		378	7.03
DIN 2605	125	133	5	312.5		379	7.78
EN 10253-2	125	133	5	311.5		378	7.78
DIN 2605	125	133	5.6	312.5		379	8.67
EN 10253-2	125	133	5.6	311.5		378	8.67
EN 10253-2	125	139.7	4	330		400	6.97
EN 10253-2	125	139.7	4.5	330		400	7.81
EN 10253-2	125	139.7	5	330		400	8.64
EN 10253-2	125	139.7	5.6	330		400	9.64

* The products mentioned in above table according to EN 10253-2 can be manufactured also according to DIN 2605.

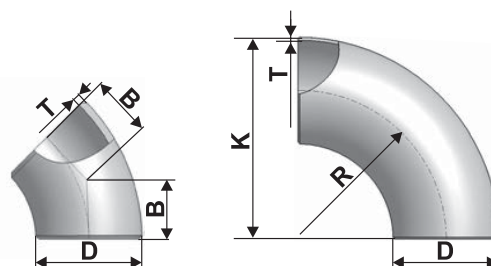


Standard	DN	D	T	R	B	K	m
		mm	mm	mm	mm	mm	Kg
EN 10253-2	125	139.7	6.3	330		400	10.80
EN 10253-2	125	139.7	7.1	330		400	12.08
EN 10253-2	125	139.7	8	330		400	13.52
EN 10253-2	125	139.7	8.8	330		400	14.80
EN 10253-2	125	139.7	10	330		400	16.65
EN 10253-2	125	139.7	11	330		400	18.17
EN 10253-2	150	168.3	4.5	390		474	11.18
EN 10253-2	150	168.3	5	390		474	12.40
EN 10253-2	150	168.3	5.6	390		474	13.82
EN 10253-2	150	168.3	6.3	390		474	15.48
EN 10253-2	150	168.3	7.1	390		474	17.36
EN 10253-2	150	168.3	8	390		474	19.45
EN 10253-2	150	168.3	8.8	390		474	21.30
EN 10253-2	150	168.3	10	390		474	24.00
EN 10253-2	150	168.3	11	390		474	26.25
EN 10253-2	150	168.3	12.5	390		474	29.50
EN 10253-2	150	168.3	14.2	390		474	33.20
DIN 2605	200	219.1	6.3	510	211	620	26.86
EN 10253-2	200	219.1	6.3	515		624	26.86
DIN 2605	200	219.1	7.1	510	211	620	30.15
EN 10253-2	200	219.1	7.1	515		624	30.15
DIN 2605	200	219.1	8	510	211	620	33.83
EN 10253-2	200	219.1	8	515		624	33.83
DIN 2605	200	219.1	8.8	510	211	620	37.07
EN 10253-2	200	219.1	8.8	515		624	37.07
DIN 2605	200	219.1	10	510	211	620	41.90
EN 10253-2	200	219.1	10	515		624	41.90
DIN 2605	200	219.1	11	510	211	620	45.85
EN 10253-2	200	219.1	11	515		624	45.85
DIN 2605	200	219.1	12.5	510	211	620	51.73
EN 10253-2	200	219.1	12.5	515		624	51.73
DIN 2605	200	219.1	14.2	510	211	620	58.28
EN 10253-2	200	219.1	14.2	515		624	58.28
DIN 2605	200	219.1	16	510	211	620	65.10
EN 10253-2	200	219.1	16	515		624	65.10
DIN 2605	200	219.1	17.5	510	211	620	70.67
EN 10253-2	200	219.1	17.5	515		624	70.67

* The products mentioned in above table according to EN10253-2 can be manufactured also according to DIN2605.

Standard	DN	D	T	R	B	K	m
		mm	mm	mm	mm	mm	Kg
DIN 2605	200	219.1	20	510	211	620	79.77
EN 10253-2	200	219.1	20	515		624	79.77
DIN 2605	200	219.1	22.2	510	211	620	87.56
EN 10253-2	200	219.1	22.2	515		624	87.56
DIN 2605	200	219.1	25	510	211	620	97.20
EN 10253-2	200	219.1	25	515		624	97.20
DIN 2605	250	244.5	10	580		702	52.90
DIN 2605	250	244.5	11	580		702	57.94
DIN 2605	250	244.5	12.5	580		702	65.42
DIN 2605	250	244.5	14.2	580		702	73.78
DIN 2605	250	273	7.1	650	269	787	47.73
EN 10253-2	250	273	7.1	650		786	47.73
DIN 2605	250	273	8	650	269	787	53.60
EN 10253-2	250	273	8	650		786	53.60
DIN 2605	250	273	8.8	650	269	787	58.78
EN 10253-2	250	273	8.8	650		786	58.78
DIN 2605	250	273	10	650	269	787	66.50
EN 10253-2	250	273	10	650		786	66.50
DIN 2605	250	273	11	650	269	787	72.86
EN 10253-2	250	273	11	650		786	72.86
DIN 2605	250	273	12.5	650	269	787	82.33
EN 10253-2	250	273	12.5	650		786	82.33
DIN 2605	250	273	14.2	650	269	787	92.91
EN 10253-2	250	273	14.2	650		786	92.91
DIN 2605	250	273	36	650	269	787	215.71
EN 10253-2	250	273	36	650		786	215.71
DIN 2605	300	323.9	7.1	775	321	937	67.80
EN 10253-2	300	323.9	7.1	770		932	67.80
DIN 2605	300	323.9	8.8	775	321	937	83.60
EN 10253-2	300	323.9	8.8	770		932	83.60
DIN 2605	300	323.9	10	775	321	937	94.62
EN 10253-2	300	323.9	10	770		932	94.62
DIN 2605	300	323.9	11	775	321	937	103.75
EN 10253-2	300	323.9	11	770		932	103.75
DIN 2605	300	323.9	12.5	775	321	937	117.34
EN 10253-2	300	323.9	12.5	770		932	117.34
DIN 2605	300	323.9	14.2	775	321	937	132.57
EN 10253-2	300	323.9	14.2	770		932	132.57
DIN 2605	300	323.9	16	775	321	937	148.50
EN 10253-2	300	323.9	16	770		932	147.55
DIN 2605	300	323.9	17.5	775	321	937	161.63
EN 10253-2	300	323.9	17.5	770		932	160.60
DIN 2605	300	323.9	20	775	321	937	183.22
EN 10253-2	300	323.9	20	770		932	182.00
DIN 2605	300	323.9	22.2	775	321	937	201.90

* The products mentioned in above table according to EN 10253-2 can be manufactured also according to DIN 2605.



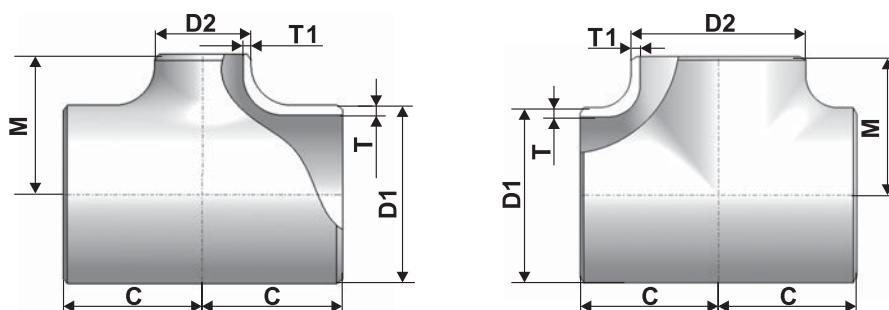
Standard	DN	D	T	R	B	K	m
		mm	mm	mm	mm	mm	Kg
EN 10253-2	300	323.9	22.2	770		932	200.60
EN 10253-2	350	355.6	7.1	850		1028	81.81
EN 10253-2	350	355.6	8	850		1028	91.95
EN 10253-2	350	355.6	8.8	850		1028	100.90
EN 10253-2	350	355.6	10	850		1028	114.26
EN 10253-2	350	355.6	11	850		1028	125.32
EN 10253-2	350	355.6	12.5	850		1028	141.80
EN 10253-2	350	355.6	14.2	850		1028	160.28
EN 10253-2	350	355.6	16	850		1028	179.64
EN 10253-2	350	355.6	17.5	850		1028	195.62
EN 10253-2	350	355.6	20	850		1028	221.90
EN 10253-2	350	355.6	22.2	850		1028	244.71
EN 10253-2	350	355.6	25	850		1028	273.25
EN 10253-2	350	355.6	28	850		1028	303.27
EN 10253-2	350	355.6	30	850		1028	322.95
EN 10253-2	400	406.4	7.1	970		1173	107.00
EN 10253-2	400	406.4	8	970		1173	120.25
EN 10253-2	400	406.4	8.8	970		1173	132.00
EN 10253-2	400	406.4	10	970		1173	149.56
EN 10253-2	400	406.4	11	970		1173	164.10
EN 10253-2	400	406.4	12.5	970		1173	185.77
EN 10253-2	400	406.4	14.2	970		1173	210.15
EN 10253-2	450	457	8	1122		1350	156.76
EN 10253-2	450	457	8.8	1122		1350	172.13
EN 10253-2	450	457	10	1122		1350	195.08
EN 10253-2	450	457	11	1122		1350	214.10
EN 10253-2	450	457	12.5	1122		1350	242.48
EN 10253-2	450	457	14.2	1122		1350	274.40
EN 10253-2	500	508	8	1245		1500	193.70
EN 10253-2	500	508	8.8	1245		1500	212.73
EN 10253-2	500	508	10	1245		1500	241.16
EN 10253-2	500	508	11	1245		1500	264.74
EN 10253-2	500	508	12.5	1245		1500	300.00
EN 10253-2	500	508	14.2	1245		1500	339.56
EN 10253-2	500	508	16	1245		1500	381.20
EN 10253-2	600	610	8	1525		1830	285.67
EN 10253-2	600	610	8.8	1525		1830	313.82

* The products mentioned in above table according to EN 10253-2 can be manufactured also according to DIN 2605.

Standard	DN	D	T	R	B	K	m
		mm	mm	mm	mm	mm	Kg
EN 10253-2	600	610	10	1525		1830	355.90
EN 10253-2	600	610	11	1525		1830	390.84
EN 10253-2	600	610	12.5	1525		1830	443.00
EN 10253-2	600	610	14.2	1525		1830	501.84
EN 10253-2	600	610	16	1525		1830	563.74
EN 10253-2	600	610	17.5	1525		1830	615.00
EN 10253-2	600	610	20	1525		1830	700.00
EN 10253-2	600	610	22.2	1525		1830	774.00
EN 10253-2	700	711	10	1778		2133	484.80
EN 10253-2	700	711	11	1778		2133	532.50
EN 10253-2	700	711	12.5	1778		2133	603.85
EN 10253-2	700	711	14.2	1778		2133	684.30
EN 10253-2	700	711	16	1778		2133	769.00
EN 10253-2	700	711	17.5	1778		2133	839.30
EN 10253-2	700	711	20	1778		2133	955.75
EN 10253-2	700	711	22.2	1778		2133	1,057.50
EN 10253-2	800	813	10	2033		2439	635.00
EN 10253-2	800	813	11	2033		2439	698.00
EN 10253-2	800	813	12.5	2033		2439	791.25
EN 10253-2	800	813	14.2	2033		2439	897.00
EN 10253-2	800	813	16	2033		2439	1,008.40
EN 10253-2	800	813	17.5	2033		2439	1,100.85
EN 10253-2	800	813	20	2033		2439	1,254.20
EN 10253-2	800	813	22.2	2033		2439	1,388.30

* The products mentioned in above table according to EN 10253-2 can be manufactured also according to DIN 2605.

TEURI EGALE ȘI REDUSE
EQUAL AND REDUCED TEES
T-STÜCKE



Standard	DN	D1	T	D2	T1	C	M	m
		mm	mm (SCH)	mm	mm (SCH)			
EN 10253-2	15	21.3	2	21.3	2	25	25	0.11
EN 10253-2	15	21.3	2.6	21.3	2.6	25	25	0.14
ASME B16.9	1/2" x 1/2"	21.3	2.77 (STD / 40)	21.3	2.77 (STD / 40)	25	25	0.14
EN 10253-2	15	21.3	3.2	21.3	3.2	25	25	0.17
ASME B16.9	1/2" x 1/2"	21.3	3.73 (XS / 80)	21.3	3.73 (XS / 80)	25	25	0.20
EN 10253-2	15	21.3	4	21.3	4	25	25	0.20
ASME B16.9	3/4" x 1/2"	26.7	2.87 (STD / 40)	21.3	2.77 (STD / 40)	29	29	0.20
ASME B16.9	3/4" x 1/2"	26.7	3.91 (XS / 80)	21.3	3.73 (XS / 80)	29	29	0.27
EN 10253-2	20 x 15	26.9	2.3	21.3	2	29	29	0.17
EN 10253-2	20 x 15	26.9	2.6	21.3	2.6	29	29	0.20
EN 10253-2	20 x 15	26.9	3.2	21.3	3.2	29	29	0.22
EN 10253-2	20 x 15	26.9	4	21.3	4	29	29	0.27
ASME B16.9	3/4" x 3/4"	26.7	2.87 (STD / 40)	26.7	2.87 (STD / 40)	29	29	0.20
ASME B16.9	3/4" x 3/4"	26.7	3.91 (XS / 80)	26.7	3.91 (XS / 80)	29	29	0.27
EN 10253-2	20	26.9	2.3	26.9	2.3	29	29	0.17
EN 10253-2	20	26.9	2.6	26.9	2.6	29	29	0.20
EN 10253-2	20	26.9	3.2	26.9	3.2	29	29	0.22
EN 10253-2	20	26.9	4	26.9	4	29	29	0.27
ASME B16.9	1" x 1/2"	33.4	3.38 (STD / 40)	21.3	2.77 (STD / 40)	38	38	0.35
ASME B16.9	1" x 1/2"	33.4	4.55 (XS / 80)	21.3	3.73 (XS / 80)	38	38	0.47
EN 10253-2	25 x 15	33.7	2.6	21.3	2	38	38	0.27
EN 10253-2	25 x 15	33.7	3.2	21.3	2.6	38	38	0.35
EN 10253-2	25 x 15	33.7	4	21.3	3.2	38	38	0.42
EN 10253-2	25 x 15	33.7	4.5	21.3	4	38	38	0.47
ASME B16.9	1" x 3/4"	33.4	3.38 (STD / 40)	26.7	2.87 (STD / 40)	38	38	0.35
ASME B16.9	1" x 3/4"	33.4	4.55 (XS / 80)	26.7	3.91 (XS / 80)	38	38	0.47
EN 10253-2	25 x 20	33.7	2.6	26.9	2.3	38	38	0.27
EN 10253-2	25 x 20	33.7	3.2	26.9	2.6	38	38	0.35
EN 10253-2	25 x 20	33.7	4	26.9	3.2	38	38	0.42
EN 10253-2	25 x 20	33.7	4.5	26.9	4	38	38	0.47
ASME B16.9	1" x 1"	33.4	3.38 (STD / 40)	33.4	3.38 (STD / 40)	38	38	0.35
ASME B16.9	1" x 1"	33.4	4.55 (XS / 80)	33.4	4.55 (XS / 80)	38	38	0.47
ASME B16.9	1" x 1"	33.4	6.35 (160)	33.4	6.35 (160)	38	38	0.61
EN 10253-2	25	33.7	2.6	33.7	2.6	38	38	0.27
EN 10253-2	25	33.7	3.2	33.7	3.2	38	38	0.35
EN 10253-2	25	33.7	4	33.7	4	38	38	0.42
EN 10253-2	25	33.7	4.5	33.7	4.5	38	38	0.47

* The products mentioned in above table according to EN 10253-2 can be manufactured also according to DIN 2615.

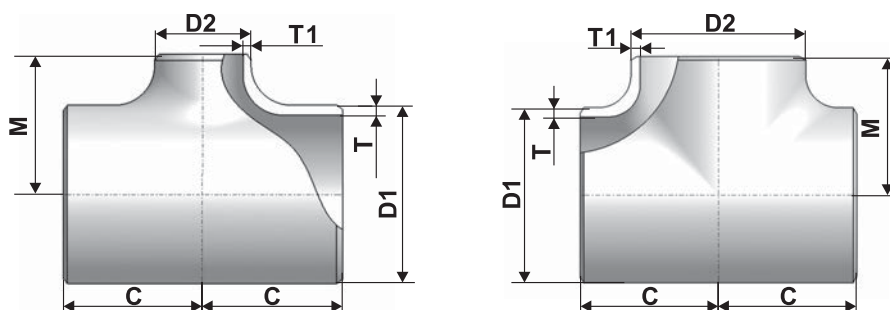
** According to the client requirements.

Standard	DN	D1	T	D2	T1	C	M	m
		mm	mm (SCH)	mm	mm (SCH)	mm	mm	Kg
EN 10253-2	25	33.7	5.6	33.7	5.6	38	38	0.56
EN 10253-2	25	33.7	6.3	33.7	6.3	38	38	0.61
ASME B16.9	1¼" x ½"	42.2	3.56 (STD / 40)	21.3	2.77 (STD / 40)	48	48	0.54
ASME B16.9	1¼" x ½"	42.2	4.85 (XS / 80)	21.3	3.73 (XS / 80)	48	48	0.73
EN 10253-2	32 x15	42.4	2.6	21.3	2	48	48	0.45
EN 10253-2	32 x15	42.4	3.6	21.3	2.6	48	48	0.54
EN 10253-2	32 x15	42.4	4	21.3	3.2	48	48	0.66
ASME B16.9	1¼" x ¾"	42.2	3.56 (STD / 40)	26.7	2.87 (STD / 40)	48	48	0.54
ASME B16.9	1¼" x ¾"	42.2	4.85 (XS / 80)	26.7	3.91 (XS / 80)	48	48	0.73
EN 10253-2	32 x 20	42.4	2.6	26.9	2.3	48	48	0.45
EN 10253-2	32 x 20	42.4	3.6	26.9	2.6	48	48	0.54
EN 10253-2	32 x 20	42.4	4	26.9	3.2	48	48	0.66
EN 10253-2	32 x 20	42.4	5	26.9	4	48	48	0.81
ASME B16.9	1¼" x 1"	42.2	3.56 (STD / 40)	33.4	3.38 (STD / 40)	48	48	0.60
ASME B16.9	1¼" x 1"	42.2	4.85 (XS / 80)	33.4	4.55 (XS / 80)	48	48	0.73
EN 10253-2	32 x 25	42.4	2.6	33.7	2.6	48	48	0.45
EN 10253-2	32 x 25	42.4	3.6	33.7	3.2	48	48	0.60
EN 10253-2	32 x 25	42.4	4	33.7	4	48	48	0.66
EN 10253-2	32 x 25	42.4	5	33.7	4.5	48	48	0.81
ASME B16.9	1¼" x 1¼"	42.2	3.56 (STD / 40)	42.2	3.56 (STD / 40)	48	48	0.60
ASME B16.9	1¼" x 1¼"	42.2	4.85 (XS / 80)	42.2	4.85 (XS / 80)	48	48	0.73
ASME B16.9	1¼" x 1¼"	42.2	6.35 (160)	42.2	6.35 (160)	48	48	0.98
EN 10253-2	32	42.4	2.6	42.4	2.6	48	48	0.45
EN 10253-2	32	42.4	3.6	42.4	3.6	48	48	0.60
EN 10253-2	32	42.4	4	42.4	4	48	48	0.66
EN 10253-2	32	42.4	4.5	42.4	4.5	48	48	0.73
EN 10253-2	32	42.4	6.3	42.4	6.3	48	48	0.98
EN 10253-2	40 x 15	48.3	2.6	21.3	2	57	57	0.64
EN 10253-2	40 x 15	48.3	3.6	21.3	2.6	57	57	0.92
ASME B16.9	1½" x ½"	48.3	3.68 (STD / 40)	21.3	2.77 (STD / 40)	57	57	0.92
EN 10253-2	40 x 15	48.3	4	21.3	3.2	57	57	0.96
EN 10253-2	40 x 15	48.3	5	21.3	4	57	57	1.27
ASME B16.9	1½" x ½"	48.3	5.08 (XS / 80)	21.3	3.73 (XS / 80)	57	57	1.27
ASME B16.9	1½" x ¾"	48.3	3.68 (STD / 40)	26.7	2.87 (STD / 40)	57	57	0.92
ASME B16.9	1½" x ¾"	48.3	5.08 (XS / 80)	26.7	3.91 (XS / 80)	57	57	1.27
EN 10253-2	40 x 20	48.3	2.6	26.9	2.3	57	57	0.64
EN 10253-2	40 x 20	48.3	3.6	26.9	2.6	57	57	0.92
EN 10253-2	40 x 20	48.3	4	26.9	3.2	57	57	0.96
EN 10253-2	40 x 20	48.3	5	26.9	4	57	57	1.27
ASME B16.9	1½" x 1"	48.3	3.68 (STD / 40)	33.4	3.38 (STD / 40)	57	57	0.92
ASME B16.9	1½" x 1"	48.3	5.08 (XS / 80)	33.4	4.55 (XS / 80)	57	57	1.27
EN 10253-2	40 x 25	48.3	2.6	33.7	2.6	57	57	0.64
EN 10253-2	40 x 25	48.3	3.6	33.7	3.2	57	57	0.92
EN 10253-2	40 x 25	48.3	4	33.7	4	57	57	0.96
EN 10253-2	40 x 25	48.3	4.5	33.7	4.5	57	57	1.27

* The products mentioned in above table according to EN 10253-2 can be manufactured also according to DIN 2615.

** According to the client requirements.

TEURI EGALE ȘI REDUSE
EQUAL AND REDUCED TEES
T-STÜCKE



Standard	DN	D1	T	D2	T1	C	M	m
		mm	mm (SCH)	mm	mm (SCH)			
ASME B16.9	1½" x ¼"	48.3	3.68 (STD / 40)	42.2	3.56 (STD / 40)	57	57	0.92
ASME B16.9	1½" x ¼"	48.3	5.08 (XS / 80)	42.2	4.85 (XS / 80)	57	57	1.27
EN 10253-2	40 x 32	48.3	2.6	42.4	2.6	57	57	0.64
EN 10253-2	40 x 32	48.3	3.6	42.4	3.6	57	57	0.92
EN 10253-2	40 x 32	48.3	4	42.4	4	57	57	0.96
EN 10253-2	40 x 32	48.3	4.5	42.4	4.5	57	57	1.27
EN 10253-2	40	48.3	2.6	48.3	2.6	57	57	0.64
EN 10253-2	40	48.3	3.6	48.3	3.6	57	57	0.92
ASME B16.9	1½" x ½"	48.3	3.68 (STD / 40)	48.3	3.68 (STD / 40)	57	57	0.92
EN 10253-2	40	48.3	4	48.3	4	57	57	0.96
EN 10253-2	40	48.3	4.5	48.3	4.5	57	57	1.27
ASME B16.9	1½" x ½"	48.3	5.08 (XS / 80)	48.3	5.08 (XS / 80)	57	57	1.27
EN 10253-2	40	48.3	6.3	48.3	6.3	57	57	1.44
ASME B16.9	1½" x ½"	48.3	7.14 (160)	48.3	7.14 (160)	57	57	1.79
ASME B16.9	2" x ¾"	60.3	3.91 (STD / 40)	26.7	2.87 (STD / 40)	64	44	1.49
ASME B16.9	2" x ¾"	60.3	5.54 (XS / 80)	26.7	3.91 (XS / 80)	64	44	2.15
EN 10253-2	50 x 20	60.3	2.9	26.9	2.3	64	44	0.95
EN 10253-2	50 x 20	60.3	3.6	26.9	2.6	64	44	1.23
EN 10253-2	50 x 20	60.3	4	26.9	3.2	64	44	1.49
EN 10253-2	50 x 20	60.3	5.6	26.9	4	64	44	2.15
ASME B16.9	2" x 1"	60.3	3.91 (STD / 40)	33.4	3.38 (STD / 40)	64	51	1.49
ASME B16.9	2" x 1"	60.3	5.54 (XS / 80)	33.4	4.55 (XS / 80)	64	51	2.15
EN 10253-2	50 x 25	60.3	2.9	33.7	2.6	64	51	0.95
EN 10253-2	50 x 25	60.3	3.6	33.7	3.2	64	51	1.23
EN 10253-2	50 x 25	60.3	4	33.7	4	64	51	1.49
EN 10253-2	50 x 25	60.3	5.6	33.7	4.5	64	51	2.15
EN 10253-2	50 x 25	60.3	7.1	33.7	5.6	64	51	2.28
ASME B16.9	2" x 1¼"	60.3	3.91 (STD / 40)	42.2	3.56 (STD / 40)	64	57	1.49
ASME B16.9	2" x 1¼"	60.3	5.54 (XS / 80)	42.2	4.85 (XS / 80)	64	57	2.15
EN 10253-2	50 x 32	60.3	2.9	42.4	2.6	64	57	0.95
EN 10253-2	50 x 32	60.3	3.6	42.4	3.6	64	57	1.23
EN 10253-2	50 x 32	60.3	4	42.4	4	64	57	1.49
EN 10253-2	50 x 32	60.3	5.6	42.4	5	64	57	2.15
EN 10253-2	50 x 32	60.3	7.1	42.4	6.3	64	57	2.28
EN 10253-2	50 x 40	60.3	2.9	48.3	2.6	64	60	0.95
EN 10253-2	50 x 40	60.3	3.6	48.3	3.6	64	60	1.23
EN 10253-2	50 x 40	60.3	4	48.3	4	64	60	1.49

* The products mentioned in above table according to EN 10253-2 can be manufactured also according to DIN 2615.

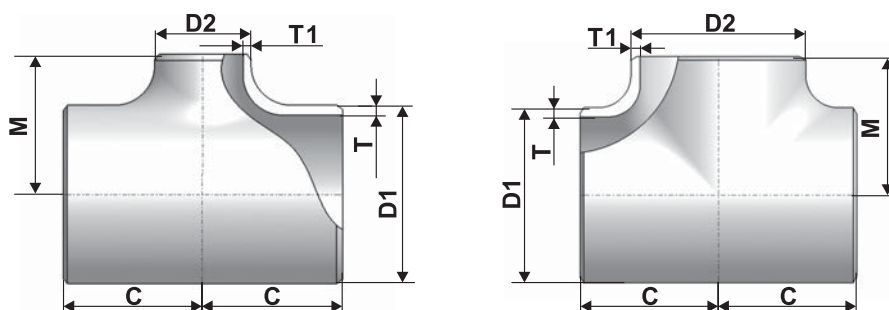
** According to the client requirements.

Standard	DN	D1	T	D2	T1	C	M	m
		mm	mm (SCH)	mm	mm (SCH)	mm	mm	Kg
ASME B16.9	2" x 1½"	60.3	3.91 (STD / 40)	48.3	3.68 (STD / 40)	64	60	1.49
ASME B16.9	2" x 1½"	60.3	5.54 (XS / 80)	48.3	5.08 (XS / 80)	64	60	2.15
EN 10253-2	50 x 40	60.3	5.6	48.3	5	64	60	2.15
EN 10253-2	50 x 40	60.3	7.1	48.3	6.3	64	60	2.28
EN 10253-2	50	60.3	2.9	60.3	2.9	64	64	0.95
EN 10253-2	50	60.3	3.6	60.3	3.6	64	64	1.23
ASME B16.9	2" x 2"	60.3	3.91 (STD / 40)	60.3	3.91 (STD / 40)	64	64	1.49
EN 10253-2	50	60.3	4.5	60.3	4.5	64	64	1.68
ASME B16.9	2" x 2"	60.3	5.54 (XS / 80)	60.3	5.54 (XS / 80)	64	64	2.15
EN 10253-2	50	60.3	5.6	60.3	5.6	64	64	2.15
EN 10253-2	50	60.3	7.1	60.3	7.1	64	64	2.28
ASME B16.9	2" x 2"	60.3	8.74 (160)	60.3	8.74 (160)	64	64	3.18
EN 10253-2	50	60.3	8.8	60.3	8.8	64	64	3.18
EN 10253-2	50	60.3	10	60.3	10	64	64	4.12
EN 10253-2	50	60.3	11	60.3	11	64	64	4.39
ASME B16.9	2" x 2"	60.3	11.07 (XXS)	60.3	11.07 (XXS)	64	64	4.00
ASME B16.9	2½" x 1"	73	5.16 (STD / 40)	33.4	3.38 (STD / 40)	76	57	2.68
ASME B16.9	2½" x 1"	73	7.01 (XS / 80)	33.4	4.55 (XS / 80)	76	57	2.95
ASME B16.9	2½" x 1¼"	73	5.16 (STD / 40)	42.2	3.56 (STD / 40)	76	64	2.68
ASME B16.9	2½" x 1¼"	73	7.01 (XS / 80)	42.2	4.85 (XS / 80)	76	64	2.95
ASME B16.9	2½" x 1½"	73	5.16 (STD / 40)	48.3	3.68 (STD / 40)	76	67	2.68
ASME B16.9	2½" x 1½"	73	7.01 (XS / 80)	48.3	5.08 (XS / 80)	76	67	2.95
ASME B16.9	2½" x 2"	73	5.16 (STD / 40)	60.3	3.91 (STD / 40)	76	70	2.68
ASME B16.9	2½" x 2"	73	7.01 (XS / 80)	60.3	5.54 (XS / 80)	76	70	2.95
ASME B16.9	2½" x 2½"	73	5.16 (STD / 40)	73	5.16 (STD / 40)	76	76	2.68
ASME B16.9	2½" x 2½"	73	7.01 (XS / 80)	73	7.01 (XS / 80)	76	76	2.95
ASME B16.9	2½" x 2½"	73	9.53 (160)	73	9.53 (160)	76	76	3.58
EN 10253-2	65 x 25	76.1	2.9	33.7	2.6	76	57	1.47
EN 10253-2	65 x 25	76.1	3.6	33.7	3.2	76	57	1.80
EN 10253-2	65 x 25	76.1	5.6	33.7	4	76	57	2.40
EN 10253-2	65 x 25	76.1	7.1	33.7	5	76	57	2.92
EN 10253-2	65 x 32	76.1	2.9	42.4	2.6	76	64	1.47
EN 10253-2	65 x 32	76.1	3.6	42.4	3.6	76	64	1.80
EN 10253-2	65 x 32	76.1	5.6	42.4	4	76	64	2.40
EN 10253-2	65 x 32	76.1	7.1	42.4	7.1	76	64	2.92
EN 10253-2	65 x 32	76.1	8	42.4	6.3	76	64	3.21
EN 10253-2	65 x 40	76.1	2.9	48.3	2.6	76	67	1.47
EN 10253-2	65 x 40	76.1	3.6	48.3	3.6	76	67	1.80
EN 10253-2	65 x 40	76.1	5.6	48.3	4	76	67	2.40
EN 10253-2	65 x 40	76.1	7.1	48.3	5	76	67	2.92
EN 10253-2	65 x 40	76.1	8	48.3	6.3	76	67	3.21
EN 10253-2	65 x 50	76.1	2.9	60.3	2.9	76	70	1.47
EN 10253-2	65 x 50	76.1	3.6	60.3	3.6	76	70	1.80
EN 10253-2	65 x 50	76.1	4.5	60.3	4.5	76	70	2.26
EN 10253-2	65 x 50	76.1	7.1	60.3	5.6	76	70	2.92

* The products mentioned in above table according to EN 10253-2 can be manufactured also according to DIN 2615.

** According to the client requirements.

TEURI EGALE ȘI REDUSE
EQUAL AND REDUCED TEES
T-STÜCKE



Standard	DN	D1	T	D2	T1	C	M	m
		mm	mm (SCH)	mm	mm (SCH)	mm	mm	Kg
EN 10253-2	65 x 50	76.1	8	60.3	7.1	76	70	3.21
EN 10253-2	65	76.1	2.9	76.1	2.9	76	76	1.47
EN 10253-2	65	76.1	4.5	76.1	4.5	76	76	2.25
EN 10253-2	65	76.1	5.6	76.1	5.6	76	76	2.40
EN 10253-2	65	76.1	7.1	76.1	7.1	76	76	2.92
EN 10253-2	65	76.1	8	76.1	8	76	76	3.21
EN 10253-2	65	76.1	10	76.1	10	76	76	6.43
EN 10253-2	65	76.1	11	76.1	11	76	76	6.88
ASME B16.9	3" x 1"	88.9	5.49 (STD / 40)	33.4	3.38 (STD / 40)	86	70	3.75
ASME B16.9	3" x 1"	88.9	5.49 (STD / 40)	33.4	4.55 (XS / 80)	86	70	3.75
ASME B16.9	3" x 1"	88.9	7.62 (XS / 80)	33.4	4.55 (XS / 80)	86	70	4.29
ASME B16.9	3" x 1¼"	88.9	5.49 (STD / 40)	42.2	3.56 (STD / 40)	86	70	3.75
ASME B16.9	3" x 1¼"	88.9	7.62 (XS / 80)	42.2	4.85 (XS / 80)	86	70	4.29
EN 10253-2	80 x 32	88.9	3.2	42.4	2.6	86	70	2.33
EN 10253-2	80 x 32	88.9	4	42.4	3.6	86	70	2.60
EN 10253-2	80 x 32	88.9	5.6	42.4	4	86	70	3.75
EN 10253-2	80 x 32	88.9	8	42.4	5	86	70	4.29
EN 10253-2	80 x 32	88.9	8.8	42.4	6.3	86	70	4.62
EN 10253-2	80 x 40	88.9	3.2	48.3	2.6	86	73	2.33
EN 10253-2	80 x 40	88.9	4	48.3	3.6	86	73	2.60
ASME B16.9	3" x 1½"	88.9	5.49 (STD / 40)	48.3	3.68 (STD / 40)	86	73	3.75
EN 10253-2	80 x 40	88.9	5.6	48.3	4	86	73	3.75
ASME B16.9	3" x 1½"	88.9	7.62 (XS / 80)	48.3	5.08 (XS / 80)	86	73	4.29
EN 10253-2	80 x 40	88.9	8	48.3	5	86	73	4.29
EN 10253-2	80 x 40	88.9	8.8	48.3	6.3	86	73	4.62
EN 10253-2	80 x 50	88.9	3.2	60.3	2.9	86	76	2.33
EN 10253-2	80 x 50	88.9	4.5	60.3	4.5	86	76	2.40
ASME B16.9	3" x 2"	88.9	5.49 (STD / 40)	60.3	3.91 (STD / 40)	86	76	3.75
EN 10253-2	80 x 50	88.9	5.6	60.3	4.5	86	76	3.75
ASME B16.9	3" x 2"	88.9	7.62 (XS / 80)	60.3	5.54 (XS / 80)	86	76	4.29
EN 10253-2	80 x 50	88.9	8	60.3	5.6	86	76	4.29
EN 10253-2	80 x 50	88.9	8.8	60.3	7.1	86	76	4.62
ASME B16.9	3" x 2½"	88.9	5.49 (STD / 40)	73	5.16 (STD / 40)	86	86	3.75
ASME B16.9	3" x 2½"	88.9	7.62 (XS / 80)	73	7.01 (XS / 80)	86	86	4.29
EN 10253-2	80 x 65	88.9	3.2	76.1	2.9	86	83	2.33
EN 10253-2	80 x 65	88.9	4	76.1	3.6	86	83	2.60
EN 10253-2	80 x 65	88.9	5.6	76.1	5.6	86	83	3.75

* The products mentioned in above table according to EN 10253-2 can be manufactured also according to DIN 2615.

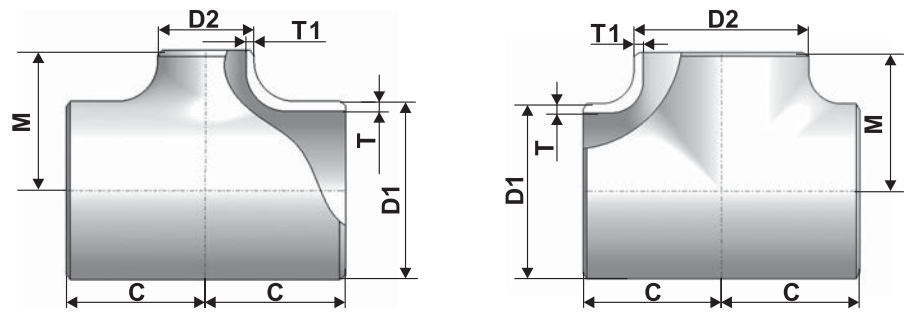
** According to the client requirements.

Standard	DN	D1	T	D2	T1	C	M	m
		mm	mm (SCH)	mm	mm (SCH)	mm	mm	Kg
EN 10253-2	80 x 65	88.9	8	76.1	7.1	86	83	4.29
EN 10253-2	80 x 65	88.9	8.8	76.1	8	86	83	4.62
EN 10253-2	80 x 65	88.9	11	76.1	10	86	83	6.25
EN 10253-2	80	88.9	3.2	88.9	3.2	86	86	2.33
EN 10253-2	80	88.9	4.5	88.9	4.5	86	86	2.40
ASME B16.9	3" x 3"	88.9	5.49 (STD / 40)	88.9	5.49 (STD / 40)	86	86	3.75
EN 10253-2	80	88.9	5.6	88.9	5.6	86	86	3.75
ASME B16.9	3" x 3"	88.9	7.62 (XS / 80)	88.9	7.62 (XS / 80)	86	86	4.29
EN 10253-2	80	88.9	8	88.9	8	86	86	4.29
EN 10253-2	80	88.9	8.8	88.9	8.8	86	86	4.62
EN 10253-2	80	88.9	11	88.9	11	86	86	6.25
ASME B16.9	3" x 3"	88.9	11.13 (160)	88.9	11.13 (160)	86	86	6.25
EN 10253-2	80	88.9	12.5	88.9	12.5	86	86	6.97
EN 10253-2	80	88.9	14.2	88.9	14.2	86	86	7.67
ASME B16.9	3" x 3"	88.9	15.24 (XXS)	88.9	15.24 (XXS)	86	86	8.12
EN 10253-2	80	88.9	16	88.9	16	86	86	8.56
ASME B16.9	3½" x 2"	101.6	5.74 (STD / 40)	60.3	3.91 (STD / 40)	95	83	4.51
ASME B16.9	3½" x 2"	101.6	8.08 (XS / 80)	60.3	5.54 (XS / 80)	95	83	7.30
ASME B16.9	3½" x 2½"	101.6	5.74 (STD / 40)	73	5.16 (STD / 40)	95	89	4.51
ASME B16.9	3½" x 2½"	101.6	8.08 (XS / 80)	73	7.01 (XS / 80)	95	89	7.30
ASME B16.9	3½" x 3"	101.6	5.74 (STD / 40)	88.9	5.49 (STD / 40)	95	92	4.51
ASME B16.9	3½" x 3"	101.6	8.08 (XS / 80)	88.9	7.62 (XS / 80)	95	92	7.30
ASME B16.9	3½" x 3½"	101.6	5.74 (STD / 40)	101.6	5.74 (STD / 40)	95	95	4.51
ASME B16.9	3½" x 3½"	101.6	8.08 (XS / 80)	101.6	8.08 (XS / 80)	95	95	7.30
ASME B16.9	4" x 1"	114.3	6.02 (STD / 40)	33.4	3.38 (STD / 40)	105	86	6.50
ASME B16.9	4" x 1"	114.3	8.56 (XS / 80)	33.4	4.55 (XS / 80)	105	86	7.65
EN 10253-2	100 x 40	114.3	3.6	33.7	2.6	105	86	3.64
EN 10253-2	100 x 40	114.3	6.3	33.7	3.2	105	86	6.50
EN 10253-2	100 x 40	114.3	8.8	33.7	4	105	86	7.65
ASME B16.9	4" x 1¼"	114.3	6.02 (STD / 40)	42.2	3.56 (STD / 40)	105	86	6.50
ASME B16.9	4" x 1¼"	114.3	8.56 (XS / 80)	42.2	4.85 (XS / 80)	105	86	7.65
EN 10253-2	100 x 40	114.3	3.6	42.4	2.6	105	86	3.64
EN 10253-2	100 x 40	114.3	6.3	42.4	3.6	105	86	6.50
EN 10253-2	100 x 40	114.3	8.8	42.4	4	105	86	7.65
EN 10253-2	100 x 40	114.3	3.6	48.3	2.6	105	86	3.64
EN 10253-2	100 x 40	114.3	4.5	48.3	3.6	105	86	4.51
ASME B16.9	4" x 1½"	114.3	6.02 (STD / 40)	48.3	3.68 (STD / 40)	105	86	6.50
EN 10253-2	100 x 40	114.3	6.3	48.3	4	105	86	6.50
ASME B16.9	4" x 1½"	114.3	8.56 (XS / 80)	48.3	5.08 (XS / 80)	105	86	7.65
EN 10253-2	100 x 40	114.3	8.8	48.3	5	105	86	7.65
EN 10253-2	100 x 50	114.3	3.6	60.3	2.9	105	89	3.64
EN 10253-2	100 x 50	114.3	4.5	60.3	3.6	105	89	4.51
ASME B16.9	4" x 2"	114.3	6.02 (STD / 40)	60.3	3.91 (STD / 40)	105	89	6.50
EN 10253-2	100 x 50	114.3	6.3	60.3	4	105	89	6.50
ASME B16.9	4" x 2"	114.3	8.56 (XS / 80)	60.3	5.54 (XS / 80)	105	89	7.65

* The products mentioned in above table according to EN 10253-2 can be manufactured also according to DIN 2615.

** According to the client requirements.

TEURI EGALE ȘI REDUSE
EQUAL AND REDUCED TEES
T-STÜCKE



Standard	DN	D1	T	D2	T1	C	M	m
		mm	mm (SCH)	mm	mm (SCH)	mm	mm	Kg
EN 10253-2	100 x 50	114.3	8.8	60.3	5.6	105	89	7.65
EN 10253-2	100 x 50	114.3	11	60.3	7.1	105	89	9.00
ASME B16.9	4" x 2"	114.3	11.13 (120)	60.3	8.74 (160)	105	89	9.00
ASME B16.9	4" x 2½"	114.3	6.02 (STD / 40)	73	5.16 (STD / 40)	105	95	6.50
ASME B16.9	4" x 2½"	114.3	8.56 (XS / 80)	73	7.01 (XS / 80)	105	95	7.65
ASME B16.9	4" x 2½"	114.3	11.13 (120)	73	9.53 (160)	105	95	9.00
EN 10253-2	100 x 65	114.3	3.6	76.1	2.9	105	95	3.64
EN 10253-2	100 x 65	114.3	4.5	76.1	3.6	105	95	4.51
EN 10253-2	100 x 65	114.3	6.3	76.1	5.6	105	95	6.50
EN 10253-2	100 x 65	114.3	8.8	76.1	7.1	105	95	7.65
EN 10253-2	100 x 65	114.3	11	76.1	8	105	95	9.00
EN 10253-2	100 x 80	114.3	3.6	88.9	3.2	105	98	3.64
EN 10253-2	100 x 80	114.3	4.5	88.9	4.5	105	98	4.51
ASME B16.9	4" x 3"	114.3	6.02 (STD / 40)	88.9	5.49 (STD / 40)	105	98	6.50
EN 10253-2	100 x 80	114.3	6.3	88.9	5.6	105	98	6.50
ASME B16.9	4" x 3"	114.3	8.56 (XS / 80)	88.9	7.62 (XS / 80)	105	98	7.65
EN 10253-2	100 x 80	114.3	8.8	88.9	8	105	98	7.65
EN 10253-2	100 x 80	114.3	11	88.9	8.8	105	98	9.00
ASME B16.9	4" x 3"	114.3	11.13 (120)	88.9	7.62 (XS / 80)	105	98	9.00
ASME B16.9	4" x 3"	114.3	13.49 (160)	88.9	11.13 (160)	105	98	11.80
EN 10253-2	100 x 80	114.3	14.2	88.9	11	105	98	12.40
EN 10253-2	100	114.3	3.6	114.3	3.6	105	105	3.64
EN 10253-2	100	114.3	4.5	114.3	4.5	105	105	4.51
ASME B16.9	4" x 4"	114.3	6.02 (STD / 40)	114.3	6.02 (STD / 40)	105	105	6.50
EN 10253-2	100	114.3	6.3	114.3	6.3	105	105	6.50
ASME B16.9	4" x 4"	114.3	8.56 (XS / 80)	114.3	8.56 (XS / 80)	105	105	7.65
EN 10253-2	100	114.3	8.8	114.3	8.8	105	105	7.65
EN 10253-2	100	114.3	11	114.3	11	105	105	9.00
ASME B16.9	4" x 4"	114.3	11.13 (120)	114.3	11.13 (120)	105	105	9.00
EN 10253-2	100	114.3	12.5	114.3	12.5	105	105	9.92
ASME B16.9	4" x 4"	114.3	13.49 (160)	114.3	13.49 (160)	105	105	11.80
EN 10253-2	100	114.3	14.2	114.3	14.2	105	105	12.40
ASME B16.9	4" x 4"	114.3	17.12 (XXS)	114.3	17.12 (XXS)	105	105	15.00
EN 10253-2	100	114.3	17.5	114.3	17.5	105	105	15.00
DIN 2615	125 x 80	133	4	88.9	3.2	124	111	5.19
DIN 2615	125 x 80	133	6.3	88.9	5.6	124	111	7.88
DIN 2615	125 x 80	133	10	88.9	8	124	111	13.04

* The products mentioned in above table according to EN 10253-2 can be manufactured also according to DIN 2615.

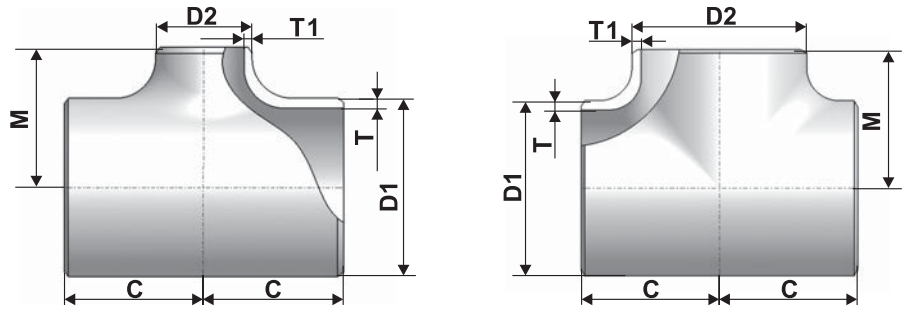
** According to the client requirements.

Standard	DN	D1	T	D2	T1	C	M	m
		mm	mm (SCH)	mm	mm (SCH)	mm	mm	Kg
DIN 2615	125 x 100	133	4	114.3	3.6	124	117	5.19
DIN 2615	125 x 100	133	6.3	114.3	6.3	124	117	7.88
DIN 2615	125 x 100	133	10	114.3	8.8	124	117	11.69
DIN 2615	125	133	4	133	4	124	124	5.19
DIN 2615	125	133	6.3	133	6.3	124	124	7.88
DIN 2615	125	133	10	133	10	124	124	11.69
EN 10253-2	125 x 40	139.7	4	48.3	2.6	124	105	6.16
EN 10253-2	125 x 40	139.7	4.5	48.3	4.5	124	105	7.64
EN 10253-2	125 x 40	139.7	6.3	48.3	4	124	105	10.00
EN 10253-2	125 x 40	139.7	10	48.3	5	124	105	13.50
ASME B16.9	5" x 1½"	141.3	6.55 (STD / 40)	48.3	3.68 (STD / 40)	124	105	10.00
ASME B16.9	5" x 1½"	141.3	9.53 (XS / 80)	48.3	5.08 (XS / 80)	124	105	13.50
EN 10253-2	125 x 50	139.7	4	60.3	2.9	124	105	6.16
EN 10253-2	125 x 50	139.7	4.5	60.3	4.5	124	105	7.64
EN 10253-2	125 x 50	139.7	6.3	60.3	4	124	105	10.00
EN 10253-2	125 x 50	139.7	6.3	60.3	5.6	124	105	10.00
EN 10253-2	125 x 50	139.7	10	60.3	5.6	124	105	13.50
EN 10253-2	125 x 50	139.7	12.5	60.3	7.1	124	105	17.50
EN 10253-2	125 x 50	139.7	12.5	60.3	11	124	105	17.50
ASME B16.9	5" x 2"	141.3	6.55 (STD / 40)	60.3	3.91 (STD / 40)	124	105	10.00
ASME B16.9	5" x 2"	141.3	9.53 (XS / 80)	60.3	5.54 (XS / 80)	124	105	13.50
ASME B16.9	5" x 2"	141.3	12.7 (120)	60.3	11.07 (XXS)	124	105	17.50
EN 10253-2	125 x 65	139.7	4	76.1	2.9	124	108	6.16
EN 10253-2	125 x 65	139.7	4.5	76.1	4.5	124	108	7.64
EN 10253-2	125 x 65	139.7	6.3	76.1	5.6	124	108	10.00
EN 10253-2	125 x 65	139.7	10	76.1	7.1	124	108	13.50
EN 10253-2	125 x 65	139.7	12.5	76.1	10	124	108	17.50
ASME B16.9	5" x 2½"	141.3	6.55 (STD / 40)	73	5.16 (STD / 40)	124	108	10.00
ASME B16.9	5" x 2½"	141.3	9.53 (XS / 80)	73	7.01 (XS / 80)	124	108	13.50
ASME B16.9	5" x 2½"	141.3	12.7 (120)	73	9.53 (160)	124	108	17.50
EN 10253-2	125 x 80	139.7	4	88.9	3.2	124	111	6.16
EN 10253-2	125 x 80	139.7	5	88.9	4	124	111	7.64
EN 10253-2	125 x 80	139.7	6.3	88.9	5.6	124	111	10.00
EN 10253-2	125 x 80	139.7	10	88.9	8	124	111	13.50
EN 10253-2	125 x 80	139.7	12.5	88.9	8	124	111	17.50
EN 10253-2	125 x 80	139.7	14.2	88.9	12.5	124	111	20.00
EN 10253-2	125 x 80	139.7	16	88.9	14.2	124	111	23.00
ASME B16.9	5" x 3"	141.3	6.55 (STD / 40)	88.9	5.49 (STD / 40)	124	111	10.00
ASME B16.9	5" x 3"	141.3	9.53 (XS / 80)	88.9	7.62 (XS / 80)	124	111	13.50
ASME B16.9	5" x 3"	141.3	12.7 (120)	88.9	11.13 (160)	124	111	17.50
ASME B16.9	5" x 3"	141.3	15.88 (160)	88.9	15.24 (XXS)	124	111	23.00
EN 10253-2	125 x 100	139.7	4	114.3	3.6	124	117	6.16
EN 10253-2	125 x 100	139.7	4.5	114.3	4.5	124	117	7.64
EN 10253-2	125 x 100	139.7	6.3	114.3	6.3	124	117	10.00
EN 10253-2	125 x 100	139.7	10	114.3	8.8	124	117	13.50

* The products mentioned in above table according to EN 10253-2 can be manufactured also according to DIN 2615.

** According to the client requirements.

TEURI EGALE ȘI REDUSE
EQUAL AND REDUCED TEES
T-STÜCKE



Standard	DN	D1	T	D2	T1	C	M	m
		mm	mm (SCH)	mm	mm (SCH)	mm	mm	Kg
EN 10253-2	125 x 100	139.7	12.5	114.3	11	124	117	17.50
EN 10253-2	125 x 100	139.7	16	114.3	14.2	124	117	23.00
ASME B16.9	5" x 4"	141.3	6.55 (STD / 40)	114.3	6.02 (STD / 40)	124	117	10.00
ASME B16.9	5" x 4"	141.3	9.53 (XS / 80)	114.3	8.56 (XS / 80)	124	117	13.50
ASME B16.9	5" x 4"	141.3	12.7 (120)	114.3	11.13 (120)	124	117	17.50
ASME B16.9	5" x 4"	141.3	15.88 (160)	114.3	13.49 (160)	124	117	23.00
EN 10253-2	125	139.7	4	139.7	4	124	124	6.16
EN 10253-2	125	139.7	4.5	139.7	4.5	124	124	7.64
EN 10253-2	125	139.7	6.3	139.7	6.3	124	124	10.00
EN 10253-2	125	139.7	10	139.7	10	124	124	13.50
EN 10253-2	125	139.7	12.5	139.7	12.5	124	124	17.50
EN 10253-2	125	139.7	16	139.7	16	124	124	23.00
ASME B16.9	5" x 5"	141.3	6.55 (STD / 40)	141.3	6.55 (STD / 40)	124	124	10.00
ASME B16.9	5" x 5"	141.3	9.53 (XS / 80)	141.3	9.53 (XS / 80)	124	124	13.50
ASME B16.9	5" x 5"	141.3	12.7 (120)	141.3	12.7 (120)	124	124	17.50
ASME B16.9	5" x 5"	141.3	15.88 (160)	141.3	15.88 (160)	124	124	23.00
DIN 2615	150 x 65	159	4.5	76.1	2.9	143	121	8.21
DIN 2615	150 x 65	159	7.1	76.1	5	143	121	12.62
DIN 2615	150 x 65	159	11	76.1	7.1	143	121	18.92
DIN 2615	150 x 100	159	4.5	108	3.6	143	130	8.21
DIN 2615	150 x 100	159	7.1	108	5	143	130	12.62
DIN 2615	150 x 100	159	11	108	8.8	143	130	18.92
DIN 2615	150 x 100	159	4.5	114.3	3.6	143	130	8.21
DIN 2615	150 x 100	159	7.1	114.3	6.3	143	130	12.62
DIN 2615	150 x 100	159	11	114.3	8.8	143	130	18.92
DIN 2615	150 x 125	159	4.5	133	4	143	130	8.21
DIN 2615	150 x 125	159	7.1	133	6.3	143	130	12.62
DIN 2615	150 x 125	159	11	133	10	143	130	18.92
DIN 2615	150	159	4.5	159	4.5	143	143	8.21
DIN 2615	150	159	7.1	159	7.1	143	143	12.62
DIN 2615	150	159	11	159	11	143	143	18.92
EN 10253-2	150 x 50	168.3	4.5	60.3	2.9	143	121	8.50
EN 10253-2	150 x 50	168.3	4.5	60.3	4.5	143	121	8.50
EN 10253-2	150 x 50	168.3	5.6	60.3	3.6	143	121	10.27
EN 10253-2	150 x 50	168.3	7.1	60.3	5.6	143	121	13.50
ASME B16.9	6" x 2"	168.3	7.11 (STD / 40)	60.3	3.91 (STD / 40)	143	121	13.50
ASME B16.9	6" x 2"	168.3	10.97 (XS / 80)	60.3	5.54 (XS / 80)	143	121	19.30

* The products mentioned in above table according to EN 10253-2 can be manufactured also according to DIN 2615.

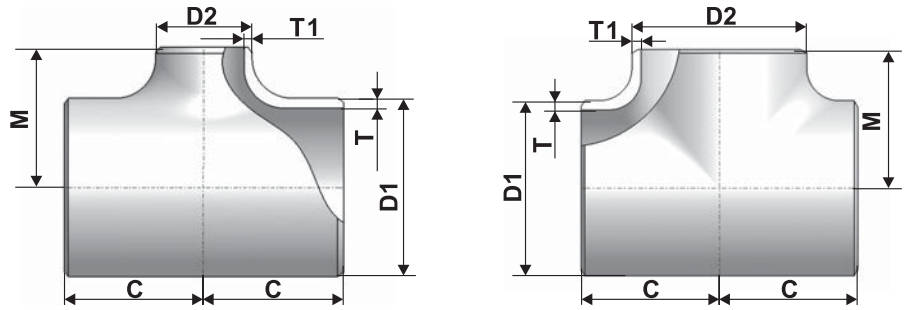
** According to the client requirements.

Standard	DN	D1	T	D2	T1	C	M	m
		mm	mm (SCH)	mm	mm (SCH)	mm	mm	Kg
EN 10253-2	150 x 50	168.3	11	60.3	7.1	143	121	19.30
ASME B16.9	6" x 2½"	168.3	7.11 (STD / 40)	73	5.16 (STD / 40)	143	121	13.50
ASME B16.9	6" x 2½"	168.3	10.97 (XS / 80)	73	7.01 (XS / 80)	143	121	19.30
EN 10253-2	150 x 65	168.3	4.5	76.1	2.9	143	121	8.50
EN 10253-2	150 x 65	168.3	5.6	76.1	3.6	143	121	10.27
EN 10253-2	150 x 65	168.3	7.1	76.1	5.6	143	121	13.50
EN 10253-2	150 x 65	168.3	11	76.1	7.1	143	121	19.30
EN 10253-2	150 x 80	168.3	4.5	88.9	3.2	143	124	8.50
EN 10253-2	150 x 80	168.3	5.6	88.9	4	143	124	10.27
EN 10253-2	150 x 80	168.3	7.1	88.9	5.6	143	124	13.50
ASME B16.9	6" x 3"	168.3	7.11 (STD / 40)	88.9	5.49 (STD / 40)	143	124	13.50
ASME B16.9	6" x 3"	168.3	10.97 (XS / 80)	88.9	7.62 (XS / 80)	143	124	19.30
EN 10253-2	150 x 80	168.3	11	88.9	8	143	124	19.30
EN 10253-2	150 x 80	168.3	14.2	88.9	8.8	143	124	24.00
ASME B16.9	6" x 3"	168.3	14.27 (120)	88.9	11.13 (160)	143	124	24.00
EN 10253-2	150 x 100	168.3	4.5	114.3	3.6	143	130	8.50
EN 10253-2	150 x 100	168.3	5.6	114.3	4.5	143	130	10.27
EN 10253-2	150 x 100	168.3	7.1	114.3	6.3	143	130	13.50
ASME B16.9	6" x 4"	168.3	7.11 (STD / 40)	114.3	6.02 (STD / 40)	143	130	13.50
ASME B16.9	6" x 4"	168.3	10.97 (XS / 80)	114.3	8.56 (XS / 80)	143	130	19.30
EN 10253-2	150 x 100	168.3	11	114.3	8.8	143	130	19.30
ASME B16.9	6" x 4"	168.3	14.27 (120)	114.3	11.13 (120)	143	130	24.00
EN 10253-2	150 x 100	168.3	17.5	114.3	14.2	143	130	31.92
ASME B16.9	6" x 4"	168.3	18.26 (160)	114.3	13.49 (160)	143	130	31.92
EN 10253-2	150 x 100	168.3	22.2	114.3	17.5	143	130	38.90
EN 10253-2	150 x 125	168.3	4.5	139.7	4	143	137	8.50
EN 10253-2	150 x 125	168.3	5.6	139.7	5	143	137	10.27
EN 10253-2	150 x 125	168.3	7.1	139.7	6.3	143	137	13.50
EN 10253-2	150 x 125	168.3	8.8	139.7	8.8	143	137	15.38
EN 10253-2	150 x 125	168.3	11	139.7	10	143	137	19.30
EN 10253-2	150 x 125	168.3	14.2	139.7	12.5	143	137	24.00
EN 10253-2	150 x 125	168.3	17.5	139.7	16	143	137	31.92
ASME B16.9	6" x 5"	168.3	7.11 (STD / 40)	141.3	6.55 (STD / 40)	143	137	13.50
ASME B16.9	6" x 5"	168.3	10.97 (XS / 80)	141.3	9.53 (XS / 80)	143	137	19.30
ASME B16.9	6" x 5"	168.3	14.27 (120)	141.3	12.7 (120)	143	137	24.00
ASME B16.9	6" x 5"	168.3	18.26 (160)	141.3	15.88 (160)	143	137	31.92
EN 10253-2	150	168.3	4.5	168.3	4.5	143	143	8.50
EN 10253-2	150	168.3	5.6	168.3	5.6	143	143	10.27
EN 10253-2	150	168.3	7.1	168.3	7.1	143	143	13.50
ASME B16.9	6" x 6"	168.3	7.11 (STD / 40)	168.3	7.11 (STD / 40)	143	143	13.50
EN 10253-2	150	168.3	8.8	168.3	8.8	143	143	15.38
ASME B16.9	6" x 6"	168.3	10.97 (XS / 80)	168.3	10.97 (XS / 80)	143	143	19.30
EN 10253-2	150	168.3	11	168.3	11	143	143	19.30
EN 10253-2	150	168.3	14.2	168.3	14.2	143	143	24.00
ASME B16.9	6" x 6"	168.3	14.27 (120)	168.3	14.27 (120)	143	143	24.00

* The products mentioned in above table according to EN 10253-2 can be manufactured also according to DIN 2615.

** According to the client requirements.

TEURI EGALE ȘI REDUSE
EQUAL AND REDUCED TEES
T-STÜCKE



Standard	DN	D1	T	D2	T1	C	M	m
		mm	mm (SCH)	mm	mm (SCH)			
EN 10253-2	150	168.3	17.5	168.3	17.5	143	143	31.92
ASME B16.9	6" x 6"	168.3	18.26 (160)	168.3	18.26 (160)	143	143	31.92
ASME B16.9	6" x 6"	168.3	21.95 (XXS)	168.3	21.95 (XXS)	143	143	35.60
EN 10253-2	150	168.3	22.2	168.3	22.2	143	143	38.90
EN 10253-2	200 x 50	219.1	6.3	60.3	2.9	178	152	23.00
ASME B16.9	8" x 2"	219.1	6.35 (20)	60.3	3.91 (STD / 40)	178	152	23.00
EN 10253-2	200 x 50	219.1	7.1	60.3	4.5	178	152	24.00
ASME B16.9	8" x 2"	219.1	7.04 (30)	60.3	5.54 (XS / 80)	178	152	24.00
EN 10253-2	200 x 50	219.1	8	60.3	5.6	178	152	24.50
ASME B16.9	8" x 2"	219.1	8.18 (STD / 40)	60.3	3.91 (STD / 40)	178	152	24.50
ASME B16.9	8" x 2"	219.1	10.31 (60)	60.3	8.74 (160)	178	152	31.80
EN 10253-2	200 x 50	219.1	12.5	60.3	8.8	178	152	34.70
ASME B16.9	8" x 2"	219.1	12.7 (XS / 80)	60.3	11.07 (XXS)	178	152	34.70
EN 10253-2	200 x 65	219.1	6.3	76.1	2.9	178	152	23.00
EN 10253-2	200 x 65	219.1	7.1	76.1	4.5	178	152	24.00
EN 10253-2	200 x 65	219.1	8	76.1	7.1	178	152	24.50
EN 10253-2	200 x 65	219.1	12.5	76.1	10	178	152	34.70
EN 10253-2	200 x 80	219.1	6.3	88.9	3.2	178	152	23.00
ASME B16.9	8" x 3"	219.1	6.35 (20)	88.9	5.49 (STD / 40)	178	152	23.00
ASME B16.9	8" x 3"	219.1	7.04 (30)	88.9	5.49 (STD / 40)	178	152	24.00
EN 10253-2	200 x 80	219.1	7.1	88.9	4.5	178	152	24.00
EN 10253-2	200 x 80	219.1	8	88.9	8	178	152	24.50
ASME B16.9	8" x 3"	219.1	8.18 (STD / 40)	88.9	5.49 (STD / 40)	178	152	24.50
ASME B16.9	8" x 3"	219.1	10.31 (60)	88.9	7.62 (XS / 80)	178	152	31.80
EN 10253-2	200 x 80	219.1	12.5	88.9	8.8	178	152	34.70
ASME B16.9	8" x 3"	219.1	12.7 (XS / 80)	88.9	7.62 (XS / 80)	178	152	34.70
EN 10253-2	200 x 100	219.1	6.3	114.3	3.6	178	156	23.00
ASME B16.9	8" x 4"	219.1	6.35 (20)	114.3	6.02 (STD / 40)	178	156	23.00
ASME B16.9	8" x 4"	219.1	7.04 (30)	114.3	6.02 (STD / 40)	178	156	24.00
EN 10253-2	200 x 100	219.1	7.1	114.3	4.5	178	156	24.00
EN 10253-2	200 x 100	219.1	8	114.3	6.3	178	156	24.50
ASME B16.9	8" x 4"	219.1	8.18 (STD / 40)	114.3	6.02 (STD / 40)	178	156	24.50
EN 10253-2	200 x 100	219.1	12.5	114.3	8.8	178	156	34.70
ASME B16.9	8" x 4"	219.1	12.7 (XS / 80)	114.3	8.56 (XS / 80)	178	156	34.70
ASME B16.9	8" x 4"	219.1	15.09 (100)	114.3	11.13 (120)	178	156	43.50
EN 10253-2	200 x 100	219.1	16	114.3	11	178	156	45.34
EN 10253-2	200 x 100	219.1	17.5	114.3	14.2	178	156	47.38

* The products mentioned in above table according to EN 10253-2 can be manufactured also according to DIN 2615.

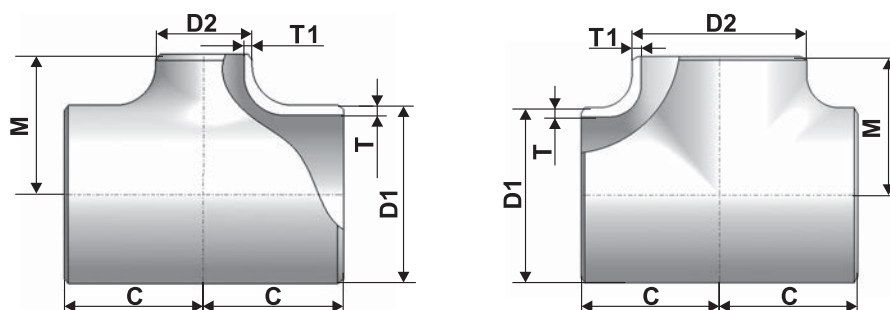
** According to the client requirements.

Standard	DN	D1	T	D2	T1	C	M	m
		mm	mm (SCH)	mm	mm (SCH)	mm	mm	Kg
ASME B16.9	8" x 4"	219.1	18.26 (120)	114.3	13.49 (160)	178	156	49.50
DIN 2615	200 x 125	219.1	6.3	133	4	178	162	23.00
DIN 2615	200 x 125	219.1	8	133	6.3	178	162	24.50
DIN 2615	200 x 125	219.1	12.5	133	10	178	162	34.70
EN 10253-2	200 x 125	219.1	6.3	139.7	4	178	162	23.00
EN 10253-2	200 x 125	219.1	7.1	139.7	5	178	162	24.00
EN 10253-2	200 x 125	219.1	8	139.7	6.3	178	162	24.50
EN 10253-2	200 x 125	219.1	12.5	139.7	10	178	162	34.70
EN 10253-2	200 x 125	219.1	16	139.7	12.5	178	162	45.34
EN 10253-2	200 x 125	219.1	17.5	139.7	16	178	162	47.38
ASME B16.9	8" x 5"	219.1	7.04 (30)	141.3	6.55 (STD / 40)	178	162	24.00
ASME B16.9	8" x 5"	219.1	8.18 (STD / 40)	141.3	6.55 (STD / 40)	178	162	24.50
ASME B16.9	8" x 5"	219.1	10.31 (60)	141.3	9.53 (XS / 80)	178	162	31.80
ASME B16.9	8" x 5"	219.1	12.7 (XS / 80)	141.3	9.53 (XS / 80)	178	162	34.70
ASME B16.9	8" x 5"	219.1	15.09 (100)	141.3	12.7 (120)	178	162	43.50
ASME B16.9	8" x 5"	219.1	18.26 (120)	141.3	15.88 (160)	178	162	49.50
DIN 2615	200 x 150	219.1	6.3	159	4.5	178	168	23.00
DIN 2615	200 x 150	219.1	8	159	7.1	178	168	24.50
DIN 2615	200 x 150	219.1	12.5	159	11	178	168	34.70
EN 10253-2	200 x 150	219.1	6.3	168.3	4.5	178	168	23.00
EN 10253-2	200 x 150	219.1	7.1	168.3	5.6	178	168	24.00
EN 10253-2	200 x 150	219.1	8	168.3	7.1	178	168	24.50
ASME B16.9	8" x 6"	219.1	8.18 (STD / 40)	168.3	7.11 (STD / 40)	178	168	24.50
EN 10253-2	200 x 150	219.1	8.8	168.3	8.8	178	168	27.38
EN 10253-2	200 x 150	219.1	12.5	168.3	11	178	168	34.70
ASME B16.9	8" x 6"	219.1	12.7 (XS / 80)	168.3	10.97 (XS / 80)	178	168	34.70
ASME B16.9	8" x 6"	219.1	15.09 (100)	168.3	14.27 (120)	178	168	43.50
EN 10253-2	200 x 150	219.1	16	168.3	14.2	178	168	45.34
EN 10253-2	200 x 150	219.1	17.5	168.3	17.5	178	168	47.38
ASME B16.9	8" x 6"	219.1	18.26 (120)	168.3	18.26 (160)	178	168	49.50
EN 10253-2	200	219.1	6.3	219.1	6.3	178	178	23.00
ASME B16.9	8" x 8"	219.1	6.35 (20)	219.1	6.35 (20)	178	178	23.00
ASME B16.9	8" x 8"	219.1	7.04 (30)	219.1	7.04 (30)	178	178	24.00
EN 10253-2	200	219.1	7.1	219.1	7.1	178	178	24.00
EN 10253-2	200	219.1	8	219.1	8	178	178	24.50
ASME B16.9	8" x 8"	219.1	8.18 (STD / 40)	219.1	8.18 (STD / 40)	178	178	24.50
EN 10253-2	200	219.1	8.8	219.1	8.8	178	178	27.38
ASME B16.9	8" x 8"	219.1	10.31 (60)	219.1	10.31 (60)	178	178	31.80
EN 10253-2	200	219.1	12.5	219.1	12.5	178	178	34.70
ASME B16.9	8" x 8"	219.1	12.7 (XS / 80)	219.1	12.7 (XS / 80)	178	178	34.70
ASME B16.9	8" x 8"	219.1	15.09 (100)	219.1	15.09 (100)	178	178	43.50
EN 10253-2	200	219.1	16	219.1	16	178	178	45.34
EN 10253-2	200	219.1	17.5	219.1	17.5	178	178	47.38
ASME B16.9	8" x 8"	219.1	18.26 (120)	219.1	18.26 (120)	178	178	49.50
ASME B16.9	8" x 8"	219.1	20.62 (140)	219.1	20.62 (140)	178	178	54.00

* The products mentioned in above table according to EN 10253-2 can be manufactured also according to DIN 2615.

** According to the client requirements.

TEURI EGALE ȘI REDUSE
EQUAL AND REDUCED TEES
T-STÜCKE



Standard	DN	D1	T	D2	T1	C	M	m
		mm	mm (SCH)	mm	mm (SCH)	mm	mm	Kg
EN 10253-2	200	219.1	22.2	219.1	22.2	178	178	55.50
ASME B16.9	8" x 8"	219.1	23.01 (160)	219.1	23.01 (160)	178	178	58.00
EN 10253-2	250 x 80	273	6.3	88.9	3.2	216	184	34.70
ASME B16.9	10" x 3"	273	6.35 (20)	88.9	5.49 (STD / 40)	216	184	34.70
ASME B16.9	10" x 3"	273	7.8 (30)	88.9	7.62 (XS / 80)	216	184	36.70
EN 10253-2	250 x 80	273	8.8	88.9	5.6	216	184	37.14
ASME B16.9	10" x 3"	273	9.27 (STD / 40)	88.9	5.49 (STD / 40)	216	184	41.30
EN 10253-2	250 x 80	273	10	88.9	6.3	216	184	41.30
EN 10253-2	250 x 80	273	12.5	88.9	8.8	216	184	58.40
ASME B16.9	10" x 3"	273	12.7 (XS / 60)	88.9	7.62 (XS / 80)	216	184	58.40
ASME B16.9	10" x 3"	273	15.09 (80)	88.9	11.13 (160)	216	184	59.70
EN 10253-2	250 x 80	273	16	88.9	11	216	184	70.04
EN 10253-2	250 x 100	273	6.3	114.3	4.5	216	184	34.70
ASME B16.9	10" x 4"	273	6.35 (20)	114.3	6.02 (STD / 40)	216	184	34.70
ASME B16.9	10" x 4"	273	7.8 (30)	114.3	6.02 (STD / 40)	216	184	36.70
EN 10253-2	250 x 100	273	8.8	114.3	8.8	216	184	37.14
ASME B16.9	10" x 4"	273	9.27 (STD / 40)	114.3	6.02 (STD / 40)	216	184	41.30
EN 10253-2	250 x 100	273	10	114.3	6.3	216	184	41.30
EN 10253-2	250 x 100	273	12.5	114.3	8.8	216	184	58.40
ASME B16.9	10" x 4"	273	12.7 (XS / 60)	114.3	8.56 (XS / 80)	216	184	58.40
EN 10253-2	250 x 100	273	14.2	114.3	12.5	216	184	60.48
ASME B16.9	10" x 4"	273	15.09 (80)	114.3	13.49 (160)	216	184	67.50
EN 10253-2	250 x 100	273	16	114.3	11	216	184	70.04
ASME B16.9	10" x 4"	273	18.26 (100)	114.3	17.12 (XXS)	216	184	74.00
EN 10253-2	250 x 125	273	6.3	139.7	4	216	191	34.70
EN 10253-2	250 x 125	273	8.8	139.7	5	216	191	37.14
EN 10253-2	250 x 125	273	10	139.7	6.3	216	191	41.30
EN 10253-2	250 x 125	273	12.5	139.7	10	216	191	58.40
EN 10253-2	250 x 125	273	16	139.7	12.5	216	191	70.04
EN 10253-2	250 x 125	273	17.5	139.7	16	216	191	73.50
ASME B16.9	10" x 5"	273	7.8 (30)	141.3	6.55 (STD / 40)	216	191	36.70
ASME B16.9	10" x 5"	273	9.27 (STD / 40)	141.3	6.55 (STD / 40)	216	191	41.30
ASME B16.9	10" x 5"	273	12.7 (XS / 60)	141.3	9.53 (XS / 80)	216	191	58.40
ASME B16.9	10" x 5"	273	15.09 (80)	141.3	12.7 (120)	216	191	65.80
ASME B16.9	10" x 5"	273	18.26 (100)	141.3	15.88 (160)	216	191	73.50
EN 10253-2	250 x 150	273	6.3	168.3	4.5	216	194	34.70
ASME B16.9	10" x 6"	273	7.8 (30)	168.3	7.11 (STD / 40)	216	194	36.70

* The products mentioned in above table according to EN 10253-2 can be manufactured also according to DIN 2615.

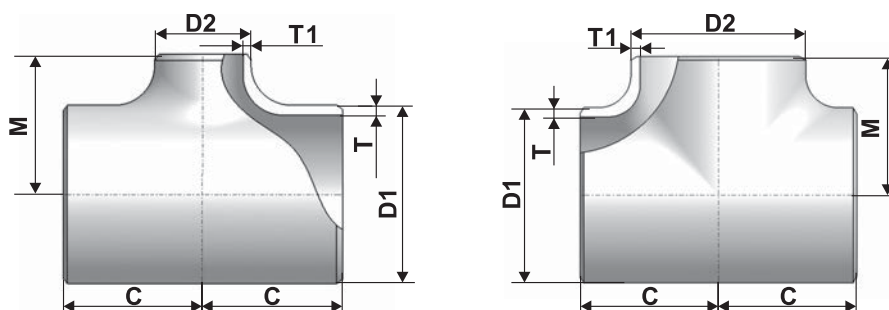
** According to the client requirements.

Standard	DN	D1	T	D2	T1	C	M	m
		mm	mm (SCH)	mm	mm (SCH)	mm	mm	Kg
EN 10253-2	250 x 150	273	8.8	168.3	5.6	216	194	37.14
ASME B16.9	10" x 6"	273	9.27 (STD / 40)	168.3	7.11 (STD / 40)	216	194	41.30
EN 10253-2	250 x 150	273	10	168.3	7.1	216	194	41.30
EN 10253-2	250 x 150	273	12.5	168.3	11	216	194	58.40
ASME B16.9	10" x 6"	273	12.7 (XS / 60)	168.3	10.97 (XS / 80)	216	194	58.40
EN 10253-2	250 x 150	273	14.2	168.3	12.5	216	194	60.48
ASME B16.9	10" x 6"	273	15.09 (80)	168.3	14.27 (120)	216	194	67.50
EN 10253-2	250 x 150	273	16	168.3	14.2	216	194	70.04
EN 10253-2	250 x 150	273	17.5	168.3	16	216	194	74.00
ASME B16.9	10" x 6"	273	18.26 (100)	168.3	18.26 (160)	216	194	74.00
ASME B16.9	10" x 6"	273	21.44 (120)	168.3	18.26 (160)	216	194	88.50
EN 10253-2	250 x 150	273	22.2	168.3	17.5	216	194	88.50
EN 10253-2	250 x 200	273	6.3	219.1	6.3	216	203	34.70
ASME B16.9	10" x 8"	273	6.35 (20)	219.1	6.35 (20)	216	203	34.70
ASME B16.9	10" x 8"	273	7.8 (30)	219.1	7.04 (30)	216	203	36.70
EN 10253-2	250 x 200	273	8.8	219.1	7.1	216	203	37.14
ASME B16.9	10" x 8"	273	9.27 (STD / 40)	219.1	8.18 (STD / 40)	216	203	41.30
EN 10253-2	250 x 200	273	10	219.1	8	216	203	41.30
EN 10253-2	250 x 200	273	12.5	219.1	12.5	216	203	58.40
ASME B16.9	10" x 8"	273	12.7 (XS / 60)	219.1	12.7 (XS / 80)	216	203	58.40
ASME B16.9	10" x 8"	273	15.09 (80)	219.1	12.7 (XS / 80)	216	203	65.80
EN 10253-2	250 x 200	273	16	219.1	16	216	203	70.04
ASME B16.9	10" x 8"	273	18.26 (100)	219.1	15.09 (100)	216	203	73.50
EN 10253-2	250 x 200	273	20	219.1	17.5	216	203	79.45
ASME B16.9	10" x 8"	273	21.44 (120)	219.1	18.26 (120)	216	203	88.50
EN 10253-2	250 x 200	273	22.2	219.1	20	216	203	97.84
ASME B16.9	10" x 8"	273	25.4 (XXS / 140)	219.1	22.23 (XXS)	216	203	95.00
ASME B16.9	10" x 8"	273	28.58 (160)	219.1	23.01 (160)	216	203	113.00
EN 10253-2	250	273	6.3	273	6.3	216	216	34.70
ASME B16.9	10" x 10"	273	6.35 (20)	273	6.35 (20)	216	216	34.70
ASME B16.9	10" x 10"	273	7.8 (30)	273	7.8 (30)	216	216	36.70
EN 10253-2	250	273	8.8	273	8.8	216	216	37.14
ASME B16.9	10" x 10"	273	9.27 (STD / 40)	273	9.27 (STD / 40)	216	216	41.30
EN 10253-2	250	273	10	273	10	216	216	41.30
EN 10253-2	250	273	12.5	273	12.5	216	216	58.40
ASME B16.9	10" x 10"	273	12.7 (XS / 60)	273	12.7 (XS / 60)	216	216	58.40
ASME B16.9	10" x 10"	273	15.09 (80)	273	15.09 (80)	216	216	67.50
EN 10253-2	250	273	16	273	16	216	216	70.04
ASME B16.9	10" x 10"	273	18.26 (100)	273	18.26 (100)	216	216	74.00
ASME B16.9	10" x 10"	273	21.44 (120)	273	21.44 (120)	216	216	93.00
EN 10253-2	250	273	22.2	273	22.2	216	216	97.84
ASME B16.9	10" x 10"	273	25.4 (XXS / 140)	273	25.4 (XXS / 140)	216	216	98.50
ASME B16.9	10" x 10"	273	28.58 (160)	273	28.58 (160)	216	216	129.30
EN 10253-2	250	273	30	273	30	216	216	124.30
EN 10253-2	300 x 100	323.9	7.1	114.3	3.6	254	216	43.40

* The products mentioned in above table according to EN 10253-2 can be manufactured also according to DIN 2615.

** According to the client requirements.

TEURI EGALE ȘI REDUSE
EQUAL AND REDUCED TEES
T-STÜCKE



Standard	DN	D1	T	D2	T1	C	M	m
		mm	mm (SCH)	mm	mm (SCH)	mm	mm	Kg
EN 10253-2	300 x 100	323.9	8.8	114.3	4.5	254	216	56.60
EN 10253-2	300 x 100	323.9	10	114.3	7.1	254	216	65.00
EN 10253-2	300 x 100	323.9	12.5	114.3	8.8	254	216	74.80
EN 10253-2	300 x 100	323.9	17.5	114.3	14.2	254	216	106.20
ASME B16.9	12" x 4"	323.8	6.35 (20)	114.3	6.02 (STD / 40)	254	216	43.40
ASME B16.9	12" x 4"	323.8	8.38 (30)	114.3	6.02 (STD / 40)	254	216	56.60
ASME B16.9	12" x 4"	323.8	9.53 (STD)	114.3	6.02 (STD / 40)	254	216	65.00
ASME B16.9	12" x 4"	323.8	10.31 (40)	114.3	8.56 (XS / 80)	254	216	70.50
ASME B16.9	12" x 4"	323.8	12.7 (XS)	114.3	8.56 (XS / 80)	254	216	74.80
ASME B16.9	12" x 4"	323.8	14.27 (60)	114.3	13.49 (160)	254	216	95.00
ASME B16.9	12" x 4"	323.8	17.48 (80)	114.3	13.49 (160)	254	216	106.20
EN 10253-2	300 x 125	323.9	7.1	139.7	4	254	216	43.40
EN 10253-2	300 x 125	323.9	8.8	139.7	5	254	216	56.60
EN 10253-2	300 x 125	323.9	10	139.7	6.3	254	216	65.00
EN 10253-2	300 x 125	323.9	12.5	139.7	10	254	216	74.80
EN 10253-2	300 x 125	323.9	17.5	139.7	14.2	254	216	106.20
ASME B16.9	12" x 5"	323.8	8.38 (30)	141.3	6.55 (STD / 40)	254	216	56.60
ASME B16.9	12" x 5"	323.8	9.53 (STD)	141.3	6.55 (STD / 40)	254	216	65.00
ASME B16.9	12" x 5"	323.8	10.31 (40)	141.3	9.53 (XS / 80)	254	216	70.50
ASME B16.9	12" x 5"	323.8	12.7 (XS)	141.3	9.53 (XS / 80)	254	216	74.80
ASME B16.9	12" x 5"	323.8	14.27 (60)	141.3	12.7 (120)	254	216	95.00
ASME B16.9	12" x 5"	323.8	17.48 (80)	141.3	15.88 (160)	254	216	106.20
EN 10253-2	300 x 150	323.9	7.1	168.3	4.5	254	219	43.40
EN 10253-2	300 x 150	323.9	8.8	168.3	5.6	254	219	56.60
EN 10253-2	300 x 150	323.9	10	168.3	7.1	254	219	65.00
EN 10253-2	300 x 150	323.9	12.5	168.3	11	254	219	74.80
EN 10253-2	300 x 150	323.9	17.5	168.3	14.2	254	219	106.20
EN 10253-2	300 x 150	323.9	20	168.3	17.5	254	219	124.90
ASME B16.9	12" x 6"	323.8	8.38 (30)	168.3	7.11 (STD / 40)	254	219	56.60
ASME B16.9	12" x 6"	323.8	9.53 (STD)	168.3	7.11 (STD / 40)	254	219	65.00
ASME B16.9	12" x 6"	323.8	10.31 (40)	168.3	7.11 (STD / 40)	254	219	70.50
ASME B16.9	12" x 6"	323.8	12.7 (XS)	168.3	10.97 (XS / 80)	254	219	74.80
ASME B16.9	12" x 6"	323.8	14.27 (60)	168.3	14.27 (120)	254	219	95.00
ASME B16.9	12" x 6"	323.8	17.48 (80)	168.3	14.27 (120)	254	219	106.20
ASME B16.9	12" x 6"	323.8	21.44 (100)	168.3	18.26 (160)	254	219	124.90
EN 10253-2	300 x 200	323.9	7.1	219.1	6.3	254	229	43.40
EN 10253-2	300 x 200	323.9	8.8	219.1	7.1	254	229	56.60

* The products mentioned in above table according to EN 10253-2 can be manufactured also according to DIN 2615.

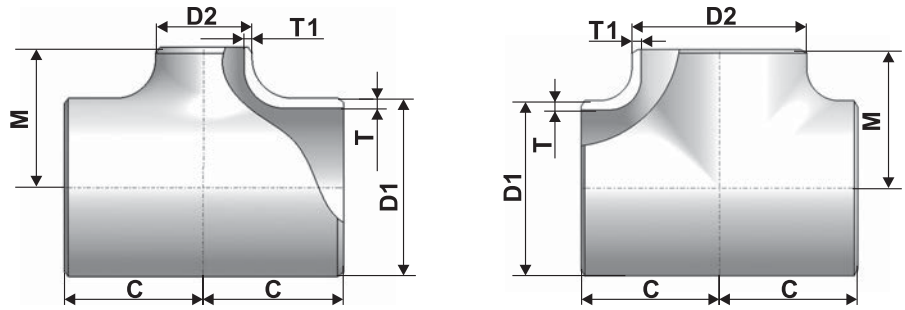
** According to the client requirements.

Standard	DN	D1	T	D2	T1	C	M	m
		mm	mm (SCH)	mm	mm (SCH)	mm	mm	Kg
EN 10253-2	300 x 200	323.9	10	219.1	8	254	229	65.00
EN 10253-2	300 x 200	323.9	12.5	219.1	12.5	254	229	78.00
EN 10253-2	300 x 200	323.9	17.5	219.1	16	254	229	106.20
EN 10253-2	300 x 200	323.9	20	219.1	17.5	254	229	124.90
EN 10253-2	300 x 200	323.9	22.2	219.1	20	254	229	136.20
EN 10253-2	300 x 200	323.9	25	219.1	22.2	254	229	150.00
ASME B16.9	12" x 8"	323.8	6.35 (20)	219.1	6.35 (20)	254	229	43.40
ASME B16.9	12" x 8"	323.8	8.38 (30)	219.1	7.04 (30)	254	229	56.60
ASME B16.9	12" x 8"	323.8	9.53 (STD)	219.1	8.18 (STD / 40)	254	229	65.00
ASME B16.9	12" x 8"	323.8	10.31 (40)	219.1	8.18 (STD / 40)	254	229	70.50
ASME B16.9	12" x 8"	323.8	12.7 (XS)	219.1	12.7 (XS / 80)	254	229	78.00
ASME B16.9	12" x 8"	323.8	14.27 (60)	219.1	10.31 (60)	254	229	77.50
ASME B16.9	12" x 8"	323.8	17.48 (80)	219.1	15.09 (100)	254	229	106.20
ASME B16.9	12" x 8"	323.8	21.44 (100)	219.1	20.62 (140)	254	229	136.20
ASME B16.9	12" x 8"	323.8	25.4 (XXS / 120)	219.1	23.01 (160)	254	229	150.00
EN 10253-2	300 x 250	323.9	7.1	273	6.3	254	241	43.40
EN 10253-2	300 x 250	323.9	8.8	273	8.8	254	241	56.60
EN 10253-2	300 x 250	323.9	10	273	10	254	241	65.00
EN 10253-2	300 x 250	323.9	12.5	273	12.5	254	241	78.00
EN 10253-2	300 x 250	323.9	17.5	273	16	254	241	106.20
EN 10253-2	300 x 250	323.9	22.2	273	20	254	241	136.20
EN 10253-2	300 x 250	323.9	25	273	22.2	254	241	146.49
EN 10253-2	300 x 250	323.9	30	273	28	254	241	173.75
EN 10253-2	300 x 250	323.9	32	273	30	254	241	184.47
EN 10253-2	300 x 250	323.9	36	273	32	254	241	205.57
EN 10253-2	300 x 250	323.9	40	273	36	254	241	226.24
ASME B16.9	12" x 10"	323.8	6.35 (20)	273	6.35 (20)	254	241	43.40
ASME B16.9	12" x 10"	323.8	8.38 (30)	273	7.8 (30)	254	241	56.60
ASME B16.9	12" x 10"	323.8	9.53 (STD)	273	9.27 (STD / 40)	254	241	65.00
ASME B16.9	12" x 10"	323.8	10.31 (40)	273	9.27 (STD / 40)	254	241	70.50
ASME B16.9	12" x 10"	323.8	12.7 (XS)	273	12.7 (XS / 60)	254	241	78.00
ASME B16.9	12" x 10"	323.8	14.27 (60)	273	12.7 (XS / 60)	254	241	95.00
ASME B16.9	12" x 10"	323.8	17.48 (80)	273	15.09 (80)	254	241	106.20
ASME B16.9	12" x 10"	323.8	21.44 (100)	273	18.26 (100)	254	241	124.90
ASME B16.9	12" x 10"	323.8	25.4 (XXS / 120)	273	21.44 (120)	254	241	140.90
ASME B16.9	12" x 10"	323.8	28.58 (140)	273	25.4 (XXS / 140)	254	241	158.00
ASME B16.9	12" x 10"	323.8	33.32 (160)	273	28.58 (160)	254	241	163.50
EN 10253-2	300	323.9	7.1	323.9	7.1	254	254	43.40
EN 10253-2	300	323.9	8.8	323.9	8.8	254	254	56.60
EN 10253-2	300	323.9	10	323.9	10	254	254	65.00
EN 10253-2	300	323.9	12.5	323.9	12.5	254	254	78.00
EN 10253-2	300	323.9	17.5	323.9	17.5	254	254	115.00
EN 10253-2	300	323.9	22.2	323.9	22.2	254	254	136.20
EN 10253-2	300	323.9	28	323.9	28	254	254	176.50
EN 10253-2	300	323.9	32	323.9	32	254	254	197.71

* The products mentioned in above table according to EN 10253-2 can be manufactured also according to DIN 2615.

** According to the client requirements.

TEURI EGALE ȘI REDUSE
EQUAL AND REDUCED TEES
T-STÜCKE



Standard	DN	D1	T	D2	T1	C	M	m
		mm	mm (SCH)	mm	mm (SCH)			mm
EN 10253-2	300	323.9	40	323.9	40	254	254	251.47
ASME B16.9	12" x 12"	323.8	6.35 (20)	323.8	6.35 (20)	254	254	43.40
ASME B16.9	12" x 12"	323.8	8.38 (30)	323.8	8.38 (30)	254	254	56.60
ASME B16.9	12" x 12"	323.8	9.53 (STD)	323.8	9.53 (STD)	254	254	65.00
ASME B16.9	12" x 12"	323.8	10.31 (40)	323.8	10.31 (40)	254	254	70.50
ASME B16.9	12" x 12"	323.8	12.7 (XS)	323.8	12.7 (XS)	254	254	78.00
ASME B16.9	12" x 12"	323.8	14.27 (60)	323.8	14.27 (60)	254	254	95.00
ASME B16.9	12" x 12"	323.8	17.48 (80)	323.8	17.48 (80)	254	254	115.00
ASME B16.9	12" x 12"	323.8	21.44 (100)	323.8	21.44 (100)	254	254	136.20
ASME B16.9	12" x 12"	323.8	25.4 (XXS / 120)	323.8	25.4 (XXS / 120)	254	254	150.00
ASME B16.9	12" x 12"	323.8	28.58 (140)	323.8	28.58 (140)	254	254	176.50
ASME B16.9	12" x 12"	323.8	33.32 (160)	323.8	33.32 (160)	254	254	205.57
EN 10253-2	350 x 100	355.6	**	114.3	**	279	**	
EN 10253-2	350 x 125	355.6	8	139.7	4	279	238	80.60
EN 10253-2	350 x 125	355.6	10	139.7	5	279	238	82.80
EN 10253-2	350 x 125	355.6	12.5	139.7	6.3	279	238	100.00
EN 10253-2	350 x 125	355.6	16	139.7	12.5	279	238	127.10
EN 10253-2	350 x 125	355.6	17.5	139.7	14.2	279	238	130.26
ASME B16.9	14" x 5"	355.6	7.92 (20)	141.3	6.55 (STD / 40)	279	238	80.60
ASME B16.9	14" x 5"	355.6	9.53 (STD / 30)	141.3	6.55 (STD / 40)	279	238	82.80
ASME B16.9	14" x 5"	355.6	11.13 (40)	141.3	9.53 (XS / 80)	279	238	100.00
ASME B16.9	14" x 5"	355.6	12.7 (XS)	141.3	9.53 (XS / 80)	279	238	103.80
ASME B16.9	14" x 5"	355.6	15.09 (60)	141.3	12.7 (120)	279	238	127.10
ASME B16.9	14" x 5"	355.6	19.05 (80)	141.3	15.88 (160)	279	238	160.00
EN 10253-2	350 x 150	355.6	8	168.3	4.5	279	238	80.60
ASME B16.9	14" x 6"	355.6	7.92 (20)	168.3	7.11 (STD / 40)	279	238	80.60
ASME B16.9	14" x 6"	355.6	9.53 (STD / 30)	168.3	7.11 (STD / 40)	279	238	82.80
EN 10253-2	350 x 150	355.6	10	168.3	5.6	279	238	82.80
ASME B16.9	14" x 6"	355.6	11.13 (40)	168.3	10.97 (XS / 80)	279	238	105.00
EN 10253-2	350 x 150	355.6	12.5	168.3	7.1	279	238	100.00
ASME B16.9	14" x 6"	355.6	12.7 (XS)	168.3	10.97 (XS / 80)	279	238	103.80
ASME B16.9	14" x 6"	355.6	15.09 (60)	168.3	14.27 (120)	279	238	105.00
EN 10253-2	350 x 150	355.6	16	168.3	11	279	238	127.10
EN 10253-2	350 x 150	355.6	17.5	168.3	16	279	238	130.26
ASME B16.9	14" x 6"	355.6	19.05 (80)	168.3	18.26 (160)	279	238	162.30
EN 10253-2	350 x 150	355.6	20	168.3	14.2	279	238	188.00
ASME B16.9	14" x 8"	355.6	7.92 (20)	219.1	6.35 (20)	279	248	80.60

* The products mentioned in above table according to EN 10253-2 can be manufactured also according to DIN 2615.

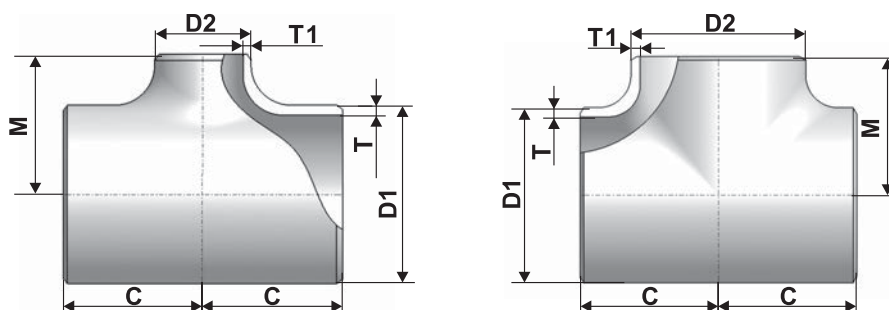
** According to the client requirements.

Standard	DN	D1	T	D2	T1	C	M	m
		mm	mm (SCH)	mm	mm (SCH)	mm	mm	Kg
EN 10253-2	350 x 200	355.6	8	219.1	6.3	279	248	80.60
ASME B16.9	14" x 8"	355.6	9.53 (STD / 30)	219.1	8.18 (STD / 40)	279	248	82.80
EN 10253-2	350 x 200	355.6	10	219.1	7.1	279	248	82.80
ASME B16.9	14" x 8"	355.6	11.13 (40)	219.1	8.18 (STD / 40)	279	248	100.00
EN 10253-2	350 x 200	355.6	12.5	219.1	8	279	248	100.00
ASME B16.9	14" x 8"	355.6	12.7 (XS)	219.1	12.7 (XS / 80)	279	248	108.90
ASME B16.9	14" x 8"	355.6	15.09 (60)	219.1	10.31 (60)	279	248	127.10
EN 10253-2	350 x 200	355.6	16	219.1	12.5	279	248	127.10
EN 10253-2	350 x 200	355.6	17.5	219.1	16	279	248	130.26
ASME B16.9	14" x 8"	355.6	19.05 (80)	219.1	18.26 (120)	279	248	162.30
EN 10253-2	350 x 200	355.6	20	219.1	16	279	248	188.00
ASME B16.9	14" x 8"	355.6	23.83 (100)	219.1	20.62 (140)	279	248	206.00
EN 10253-2	350 x 200	355.6	25	219.1	22.2	279	248	220.74
ASME B16.9	14" x 8"	355.6	27.79 (120)	219.1	23.01 (160)	279	248	235.00
EN 10253-2	350 x 200	355.6	28	219.1	25	279	248	235.00
ASME B16.9	14" x 10"	355.6	7.92 (20)	273	6.35 (20)	279	257	80.60
EN 10253-2	350 x 250	355.6	8	273	6.3	279	257	80.60
ASME B16.9	14" x 10"	355.6	9.53 (STD / 30)	273	9.27 (STD / 40)	279	257	85.00
EN 10253-2	350 x 250	355.6	10	273	8.8	279	257	85.00
ASME B16.9	14" x 10"	355.6	11.13 (40)	273	9.27 (STD / 40)	279	257	100.00
EN 10253-2	350 x 250	355.6	12.5	273	10	279	257	103.80
ASME B16.9	14" x 10"	355.6	12.7 (XS)	273	12.7 (XS / 60)	279	257	108.99
ASME B16.9	14" x 10"	355.6	15.09 (60)	273	12.7 (XS / 60)	279	257	127.10
EN 10253-2	350 x 250	355.6	16	273	12.5	279	257	127.10
ASME B16.9	14" x 10"	355.6	19.05 (80)	273	15.09 (80)	279	257	160.00
EN 10253-2	350 x 250	355.6	20	273	16	279	257	188.00
EN 10253-2	350 x 250	355.6	22.2	273	20	279	257	195.00
ASME B16.9	14" x 10"	355.6	23.83 (100)	273	18.26 (100)	279	257	206.00
ASME B16.9	14" x 10"	355.6	27.79 (120)	273	21.44 (120)	279	257	220.00
EN 10253-2	350 x 250	355.6	28	273	25	279	257	220.00
EN 10253-2	350 x 250	355.6	30	273	28	279	257	245.00
ASME B16.9	14" x 10"	355.6	31.75 (140)	273	25.4 (XXS / 140)	279	257	245.00
ASME B16.9	14" x 10"	355.6	35.71 (160)	273	28.58 (160)	279	257	265.00
EN 10253-2	350 x 250	355.6	36	273	30	279	257	265.00
EN 10253-2	350 x 250	355.6	40	273	36	279	257	297.00
EN 10253-2	350 x 250	355.6	45	273	40	279	257	314.25
ASME B16.9	14" x 12"	355.6	7.92 (20)	323.8	6.35 (20)	279	270	80.60
ASME B16.9	14" x 12"	355.6	9.53 (STD / 30)	323.8	9.53 (STD)	279	270	85.00
ASME B16.9	14" x 12"	355.6	11.13 (40)	323.8	10.31 (40)	279	270	105.00
ASME B16.9	14" x 12"	355.6	12.7 (XS)	323.8	12.7 (XS)	279	270	108.90
ASME B16.9	14" x 12"	355.6	15.09 (60)	323.8	14.27 (60)	279	270	135.00
ASME B16.9	14" x 12"	355.6	19.05 (80)	323.8	17.48 (80)	279	270	162.30
ASME B16.9	14" x 12"	355.6	23.83 (100)	323.8	21.44 (100)	279	270	206.00
ASME B16.9	14" x 12"	355.6	27.79 (120)	323.8	25.4 (XXS / 120)	279	270	235.00
ASME B16.9	14" x 12"	355.6	31.75 (140)	323.8	28.58 (140)	279	270	255.00

* The products mentioned in above table according to EN 10253-2 can be manufactured also according to DIN 2615.

** According to the client requirements.

TEURI EGALE ȘI REDUSE
EQUAL AND REDUCED TEES
T-STÜCKE



Standard	DN	D1	T	D2	T1	C	M	m
		mm	mm (SCH)	mm	mm (SCH)	mm	mm	Kg
ASME B16.9	14" x 12"	355.6	35.71 (160)	323.8	33.32 (160)	279	270	270.00
EN 10253-2	350 x 300	355.6	8	323.9	8	279	270	80.60
EN 10253-2	350 x 300	355.6	10	323.9	8.8	279	270	85.00
EN 10253-2	350 x 300	355.6	12.5	323.9	10	279	270	108.90
EN 10253-2	350 x 300	355.6	16	323.9	12.5	279	270	135.00
EN 10253-2	350 x 300	355.6	20	323.9	17.5	279	270	195.00
EN 10253-2	350 x 300	355.6	28	323.9	25	279	270	235.00
EN 10253-2	350 x 300	355.6	36	323.9	32	279	270	270.00
EN 10253-2	350 x 300	355.6	45	323.9	40	279	270	314.25
ASME B16.9	14" x 14"	355.6	7.92 (20)	355.6	7.92 (20)	279	279	80.60
EN 10253-2	350	355.6	8	355.6	8	279	279	80.60
ASME B16.9	14" x 14"	355.6	9.53 (STD / 30)	355.6	9.53 (STD / 30)	279	279	85.00
EN 10253-2	350	355.6	10	355.6	10	279	279	85.00
ASME B16.9	14" x 14"	355.6	11.13 (40)	355.6	11.13 (40)	279	279	105.00
EN 10253-2	350	355.6	12.5	355.6	12.5	279	279	108.90
ASME B16.9	14" x 14"	355.6	12.7 (XS)	355.6	12.7 (XS)	279	279	108.90
ASME B16.9	14" x 14"	355.6	15.09 (60)	355.6	15.09 (60)	279	279	135.00
EN 10253-2	350	355.6	16	355.6	16	279	279	135.00
ASME B16.9	14" x 14"	355.6	19.05 (80)	355.6	19.05 (80)	279	279	162.30
EN 10253-2	350	355.6	20	355.6	20	279	279	195.00
ASME B16.9	14" x 14"	355.6	23.83 (100)	355.6	23.83 (100)	279	279	206.00
ASME B16.9	14" x 14"	355.6	27.79 (120)	355.6	27.79 (120)	279	279	235.00
EN 10253-2	350	355.6	28	355.6	28	279	279	235.00
ASME B16.9	14" x 14"	355.6	31.75 (140)	355.6	31.75 (140)	279	279	255.00
EN 10253-2	350	355.6	32	355.6	32	279	279	255.00
ASME B16.9	14" x 14"	355.6	35.71 (160)	355.6	35.71 (160)	279	279	270.00
EN 10253-2	350	355.6	36	355.6	36	279	279	270.00
EN 10253-2	350	355.6	40	355.6	40	279	279	297.00
EN 10253-2	350	355.6	45	355.6	45	279	279	314.25
EN 10253-2	400 x 50	406.4	**	60.3	**	305	**	
EN 10253-2	400 x 65	406.4	**	76.1	**	305	**	
EN 10253-2	400 x 80	406.4	**	88.9	**	305	**	
EN 10253-2	400 x 100	406.4	**	114.3	**	305	**	
EN 10253-2	400 x 125	406.4	8.8	139.7	4	305	264	90.33
EN 10253-2	400 x 125	406.4	10	139.7	5	305	264	95.94
EN 10253-2	400 x 125	406.4	12.5	139.7	6.3	305	264	130.50
EN 10253-2	400 x 125	406.4	17.5	139.7	10	305	264	161.27

* The products mentioned in above table according to EN 10253-2 can be manufactured also according to DIN 2615.

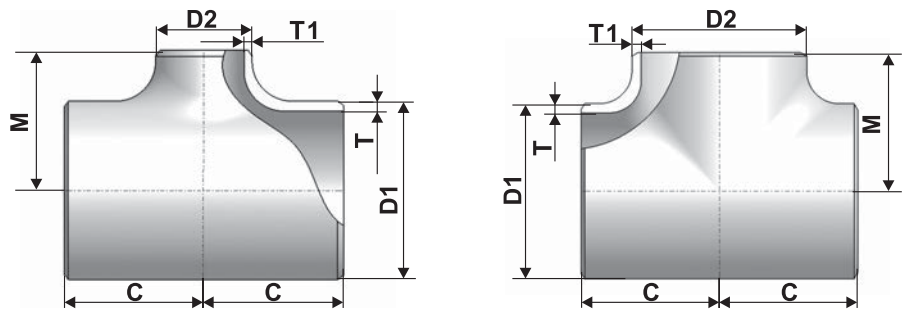
** According to the client requirements.

Standard	DN	D1	T	D2	T1	C	M	m
		mm	mm (SCH)	mm	mm (SCH)	mm	mm	Kg
EN 10253-2	400 x 125	406.4	22.2	139.7	14.2	305	264	181.60
ASME B16.9	16" x 5"	406.4	7.92 (20)	141.3	6.55 (STD / 40)	305	264	90.33
ASME B16.9	16" x 5"	406.4	9.53 (STD / 30)	141.3	6.55 (STD / 40)	305	264	95.94
ASME B16.9	16" x 5"	406.4	12.7 (XS / 40)	141.3	9.53 (XS / 80)	305	264	130.50
ASME B16.9	16" x 5"	406.4	16.66 (60)	141.3	12.7 (120)	305	264	161.27
ASME B16.9	16" x 5"	406.4	21.44 (80)	141.3	15.88 (160)	305	264	181.60
ASME B16.9	16" x 6"	406.4	7.92 (20)	168.3	7.11 (STD / 40)	305	264	90.33
EN 10253-2	400 x 150	406.4	8.8	168.3	4.5	305	264	90.33
ASME B16.9	16" x 6"	406.4	9.53 (STD / 30)	168.3	7.11 (STD / 40)	305	264	95.94
EN 10253-2	400 x 150	406.4	10	168.3	5.6	305	264	95.94
EN 10253-2	400 x 150	406.4	12.5	168.3	7.1	305	264	125.50
ASME B16.9	16" x 6"	406.4	12.7 (XS / 40)	168.3	10.97 (XS / 80)	305	264	130.50
ASME B16.9	16" x 6"	406.4	16.66 (60)	168.3	14.27 (120)	305	264	161.27
EN 10253-2	400 x 150	406.4	17.5	168.3	11	305	264	161.27
ASME B16.9	16" x 6"	406.4	21.44 (80)	168.3	18.26 (160)	305	264	181.60
EN 10253-2	400 x 150	406.4	22.2	168.3	14.2	305	264	181.60
ASME B16.9	16" x 8"	406.4	7.92 (20)	219.1	6.35 (20)	305	273	90.33
EN 10253-2	400 x 200	406.4	8.8	219.1	6.3	305	273	90.33
ASME B16.9	16" x 8"	406.4	9.53 (STD / 30)	219.1	8.18 (STD / 40)	305	273	95.94
EN 10253-2	400 x 200	406.4	10	219.1	7.1	305	273	95.94
EN 10253-2	400 x 200	406.4	12.5	219.1	8	305	273	125.50
ASME B16.9	16" x 8"	406.4	12.7 (XS / 40)	219.1	12.7 (XS / 80)	305	273	138.50
ASME B16.9	16" x 8"	406.4	16.66 (60)	219.1	15.09 (100)	305	273	161.27
EN 10253-2	400 x 200	406.4	17.5	219.1	12.5	305	273	161.27
ASME B16.9	16" x 8"	406.4	21.44 (80)	219.1	18.26 (120)	305	273	181.60
EN 10253-2	400 x 200	406.4	22.2	219.1	16	305	273	181.60
ASME B16.9	16" x 8"	406.4	26.19 (100)	219.1	22.23 (XXS)	305	273	258.20
EN 10253-2	400 x 200	406.4	30	219.1	17.5	305	273	255.35
ASME B16.9	16" x 8"	406.4	30.96 (120)	219.1	23.01 (160)	305	273	255.35
ASME B16.9	16" x 10"	406.4	7.92 (20)	273	6.35 (20)	305	283	90.33
EN 10253-2	400 x 250	406.4	8.8	273	6.3	305	283	90.33
ASME B16.9	16" x 10"	406.4	9.53 (STD / 30)	273	9.27 (STD / 40)	305	283	95.94
EN 10253-2	400 x 250	406.4	10	273	8.8	305	283	95.94
EN 10253-2	400 x 250	406.4	12.5	273	10	305	283	125.50
ASME B16.9	16" x 10"	406.4	12.7 (XS / 40)	273	12.7 (XS / 60)	305	283	138.50
ASME B16.9	16" x 10"	406.4	16.66 (60)	273	15.09 (80)	305	283	161.27
EN 10253-2	400 x 250	406.4	17.5	273	12.5	305	283	161.27
ASME B16.9	16" x 10"	406.4	21.44 (80)	273	18.26 (100)	305	283	181.60
EN 10253-2	400 x 250	406.4	22.2	273	16	305	283	181.60
ASME B16.9	16" x 10"	406.4	26.19 (100)	273	25.4 (XXS / 140)	305	283	270.60
EN 10253-2	400 x 250	406.4	30	273	22.2	305	283	255.35
ASME B16.9	16" x 10"	406.4	30.96 (120)	273	28.58 (160)	305	283	255.35
EN 10253-2	400 x 250	406.4	40	273	30	305	283	340.00
ASME B16.9	16" x 12"	406.4	7.92 (20)	323.8	6.35 (20)	305	295	90.33
ASME B16.9	16" x 12"	406.4	9.53 (STD / 30)	323.8	9.53 (STD)	305	295	102.34

* The products mentioned in above table according to EN 10253-2 can be manufactured also according to DIN 2615.

** According to the client requirements.

TEURI EGALE ȘI REDUSE
EQUAL AND REDUCED TEES
T-STÜCKE



Standard	DN	D1	T	D2	T1	C	M	m
		mm	mm (SCH)	mm	mm (SCH)			
ASME B16.9	16" x 12"	406.4	12.7 (XS / 40)	323.8	12.7 (XS)	305	295	138.50
ASME B16.9	16" x 12"	406.4	16.66 (60)	323.8	14.27 (60)	305	295	161.27
ASME B16.9	16" x 12"	406.4	21.44 (80)	323.8	17.48 (80)	305	295	181.60
ASME B16.9	16" x 12"	406.4	26.19 (100)	323.8	21.44 (100)	305	295	258.20
ASME B16.9	16" x 12"	406.4	30.96 (120)	323.8	25.4 (XXS / 120)	305	295	255.35
ASME B16.9	16" x 12"	406.4	36.53 (140)	323.8	28.58 (140)	305	295	309.31
ASME B16.9	16" x 12"	406.4	40.49 (160)	323.8	33.32 (160)	305	295	340.00
EN 10253-2	400 x 300	406.4	8.8	323.9	7.1	305	295	90.33
EN 10253-2	400 x 300	406.4	10	323.9	8.8	305	295	95.94
EN 10253-2	400 x 300	406.4	12.5	323.9	10	305	295	125.50
EN 10253-2	400 x 300	406.4	17.5	323.9	12.5	305	295	161.27
EN 10253-2	400 x 300	406.4	22.2	323.9	17.5	305	295	181.60
EN 10253-2	400 x 300	406.4	30	323.9	25	305	295	255.35
EN 10253-2	400 x 300	406.4	40	323.9	32	305	295	340.00
EN 10253-2	400 x 300	406.4	45	323.9	40	305	295	364.00
EN 10253-2	400 x 300	406.4	50	323.9	45	305	295	411.68
ASME B16.9	16" x 14"	406.4	7.92 (20)	355.6	7.92 (20)	305	305	90.33
EN 10253-2	400 x 350	406.4	8.8	355.6	8	305	305	90.33
ASME B16.9	16" x 14"	406.4	9.53 (STD / 30)	355.6	9.53 (STD / 30)	305	305	102.34
EN 10253-2	400 x 350	406.4	10	355.6	10	305	305	102.34
EN 10253-2	400 x 350	406.4	12.5	355.6	12.5	305	305	138.50
ASME B16.9	16" x 14"	406.4	12.7 (XS / 40)	355.6	12.7 (XS)	305	305	138.50
ASME B16.9	16" x 14"	406.4	16.66 (60)	355.6	15.09 (60)	305	305	161.27
EN 10253-2	400 x 350	406.4	17.5	355.6	16	305	305	161.27
ASME B16.9	16" x 14"	406.4	21.44 (80)	355.6	19.05 (80)	305	305	195.00
EN 10253-2	400 x 350	406.4	22.2	355.6	20	305	305	195.00
ASME B16.9	16" x 14"	406.4	26.19 (100)	355.6	23.83 (100)	305	305	222.07
EN 10253-2	400 x 350	406.4	30	355.6	28	305	305	255.35
ASME B16.9	16" x 14"	406.4	30.96 (120)	355.6	27.79 (120)	305	305	255.35
ASME B16.9	16" x 14"	406.4	36.53 (140)	355.6	31.75 (140)	305	305	309.31
EN 10253-2	400 x 350	406.4	40	355.6	36	305	305	344.26
ASME B16.9	16" x 14"	406.4	40.49 (160)	355.6	35.71 (160)	305	305	344.26
EN 10253-2	400 x 350	406.4	50	355.6	45	305	305	411.68
ASME B16.9	16" x 16"	406.4	7.92 (20)	406.4	7.92 (20)	305	305	90.33
EN 10253-2	400	406.4	8.8	406.4	8.8	305	305	90.33
ASME B16.9	16" x 16"	406.4	9.53 (STD / 30)	406.4	9.53 (STD / 30)	305	305	102.34
EN 10253-2	400	406.4	10	406.4	10	305	305	102.34

* The products mentioned in above table according to EN 10253-2 can be manufactured also according to DIN 2615.

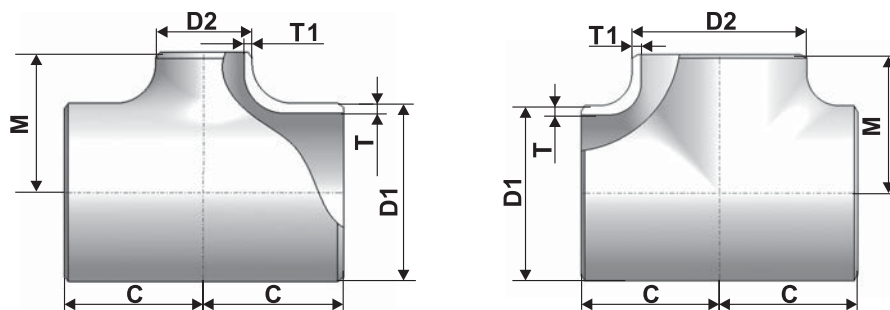
** According to the client requirements.

Standard	DN	D1	T	D2	T1	C	M	m
		mm	mm (SCH)	mm	mm (SCH)	mm	mm	Kg
EN 10253-2	400	406.4	12.5	406.4	12.5	305	305	138.50
ASME B16.9	16" x 16"	406.4	12.7 (XS / 40)	406.4	12.7 (XS / 40)	305	305	138.50
ASME B16.9	16" x 16"	406.4	16.66 (60)	406.4	16.66 (60)	305	305	161.27
EN 10253-2	400	406.4	17.5	406.4	17.5	305	305	161.27
ASME B16.9	16" x 16"	406.4	21.44 (80)	406.4	21.44 (80)	305	305	195.00
EN 10253-2	400	406.4	22.2	406.4	22.2	305	305	199.52
ASME B16.9	16" x 16"	406.4	26.19 (100)	406.4	26.19 (100)	305	305	222.07
EN 10253-2	400	406.4	30	406.4	30	305	305	255.35
ASME B16.9	16" x 16"	406.4	30.96 (120)	406.4	30.96 (120)	305	305	255.35
ASME B16.9	16" x 16"	406.4	36.53 (140)	406.4	36.53 (140)	305	305	309.31
EN 10253-2	400	406.4	40	406.4	40	305	305	344.26
ASME B16.9	16" x 16"	406.4	40.49 (160)	406.4	40.49 (160)	305	305	344.26
EN 10253-2	400	406.4	50	406.4	50	305	305	411.68
EN 10253-2	450 x 100	457	**	114.3	**	343	**	
EN 10253-2	450 x 125	457	**	139.7	**	343	**	
ASME B16.9	18" x 6"	457	7.92 (20)	168.3	7.11 (STD / 40)	343	298	100.00
ASME B16.9	18" x 6"	457	9.53 (STD)	168.3	7.11 (STD / 40)	343	298	100.00
EN 10253-2	450 x 150	457	10	168.3	4.5	343	298	100.00
EN 10253-2	450 x 150	457	11	168.3	6.3	343	298	124.44
ASME B16.9	18" x 6"	457	11.13 (30)	168.3	10.97 (XS / 80)	343	298	133.40
EN 10253-2	450 x 150	457	12.5	168.3	7.1	343	298	124.44
ASME B16.9	18" x 6"	457	12.7 (XS)	168.3	10.97 (XS / 80)	343	298	133.40
ASME B16.9	18" x 6"	457	14.27 (40)	168.3	14.27 (120)	343	298	158.26
EN 10253-2	450 x 150	457	17.5	168.3	11	343	298	158.26
ASME B16.9	18" x 6"	457	19.05 (60)	168.3	18.26 (160)	343	298	196.36
EN 10253-2	450 x 150	457	22.2	168.3	20	343	298	217.00
ASME B16.9	18" x 8"	457	7.92 (20)	219.1	6.35 (20)	343	298	100.00
ASME B16.9	18" x 8"	457	9.53 (STD)	219.1	8.18 (STD / 40)	343	298	100.00
EN 10253-2	450 x 200	457	10	219.1	6.3	343	298	100.00
EN 10253-2	450 x 200	457	11	219.1	7.1	343	298	100.00
ASME B16.9	18" x 8"	457	11.13 (30)	219.1	7.04 (30)	343	298	100.00
EN 10253-2	450 x 200	457	12.5	219.1	8	343	298	124.44
ASME B16.9	18" x 8"	457	12.7 (XS)	219.1	12.7 (XS / 80)	343	298	148.64
ASME B16.9	18" x 8"	457	14.27 (40)	219.1	12.7 (XS / 80)	343	298	148.64
EN 10253-2	450 x 200	457	17.5	219.1	12.5	343	298	158.26
ASME B16.9	18" x 8"	457	19.05 (60)	219.1	18.26 (120)	343	298	196.36
EN 10253-2	450 x 200	457	22.2	219.1	16	343	298	217.00
ASME B16.9	18" x 8"	457	23.83 (80)	219.1	22.23 (XS)	343	298	243.17
EN 10253-2	450 x 200	457	32	219.1	30	343	298	307.18
ASME B16.9	18" x 10"	457	7.92 (20)	273	6.35 (20)	343	308	100.00
ASME B16.9	18" x 10"	457	9.53 (STD)	273	9.27 (STD / 40)	343	308	124.44
DIN 2615	450 x 250	457	8.8	273	6.3	343	308	100.00
EN 10253-2	450 x 250	457	10	273	6.3	343	308	100.00
EN 10253-2	450 x 250	457	11	273	8.8	343	308	124.44
ASME B16.9	18" x 10"	457	11.13 (30)	273	9.27 (STD / 40)	343	308	124.44

* The products mentioned in above table according to EN 10253-2 can be manufactured also according to DIN 2615.

** According to the client requirements.

TEURI EGALE ȘI REDUSE
EQUAL AND REDUCED TEES
T-STÜCKE



Standard	DN	D1	T	D2	T1	C	M	m
		mm	mm (SCH)	mm	mm (SCH)	mm	mm	Kg
EN 10253-2	450 x 250	457	12.5	273	10	343	308	124.44
ASME B16.9	18" x 10"	457	12.7 (XS)	273	12.7 (XS / 60)	343	308	148.64
ASME B16.9	18" x 10"	457	14.27 (40)	273	12.7 (XS / 60)	343	308	148.64
EN 10253-2	450 x 250	457	17.5	273	12.5	343	308	158.26
ASME B16.9	18" x 10"	457	19.05 (60)	273	18.26 (100)	343	308	196.36
EN 10253-2	450 x 250	457	22.2	273	16	343	308	217.00
ASME B16.9	18" x 10"	457	23.83 (80)	273	21.44 (120)	343	308	243.17
EN 10253-2	450 x 250	457	32	273	28	343	308	307.18
ASME B16.9	18" x 12"	457	7.92 (20)	323.8	6.35 (20)	343	321	100.00
ASME B16.9	18" x 12"	457	9.53 (STD)	323.8	9.53 (STD)	343	321	124.44
ASME B16.9	18" x 12"	457	11.13 (30)	323.8	10.31 (40)	343	321	124.44
ASME B16.9	18" x 12"	457	12.7 (XS)	323.8	12.7 (XS)	343	321	148.64
ASME B16.9	18" x 12"	457	14.27 (40)	323.8	14.27 (60)	343	321	158.26
ASME B16.9	18" x 12"	457	19.05 (60)	323.8	17.48 (80)	343	321	196.36
ASME B16.9	18" x 12"	457	23.83 (80)	323.8	21.44 (100)	343	321	243.17
ASME B16.9	18" x 12"	457	29.36 (100)	323.8	25.4 (XXS / 120)	343	321	289.00
EN 10253-2	450 x 300	457	10	323.9	7.1	343	321	100.00
EN 10253-2	450 x 300	457	11	323.9	8.8	343	321	124.44
EN 10253-2	450 x 300	457	12.5	323.9	10	343	321	124.44
EN 10253-2	450 x 300	457	17.5	323.9	12.5	343	321	158.26
EN 10253-2	450 x 300	457	22.2	323.9	17.5	343	321	217.00
EN 10253-2	450 x 300	457	28	323.9	25	343	321	289.00
EN 10253-2	450 x 300	457	32	323.9	28	343	321	307.18
EN 10253-2	450 x 300	457	45	323.9	40	343	321	421.29
EN 10253-2	450 x 350	457	8.8	355.6	8	343	330	100.00
ASME B16.9	18" x 14"	457	9.53 (STD)	355.6	9.53 (STD / 30)	343	330	124.44
EN 10253-2	450 x 350	457	10	355.6	8	343	330	124.44
EN 10253-2	450 x 350	457	11	355.6	10	343	330	124.44
ASME B16.9	18" x 14"	457	11.13 (30)	355.6	11.13 (40)	343	330	124.44
EN 10253-2	450 x 350	457	12.5	355.6	12.5	343	330	148.64
ASME B16.9	18" x 14"	457	12.7 (XS)	355.6	12.7 (XS)	343	330	148.64
ASME B16.9	18" x 14"	457	14.27 (40)	355.6	12.7 (XS)	343	330	148.64
EN 10253-2	450 x 350	457	17.5	355.6	16	343	330	158.26
ASME B16.9	18" x 14"	457	19.05 (60)	355.6	15.09 (60)	343	330	196.36
EN 10253-2	450 x 350	457	22.2	355.6	20	343	330	217.00
ASME B16.9	18" x 14"	457	23.83 (80)	355.6	19.05 (80)	343	330	217.00
ASME B16.9	18" x 14"	457	29.36 (100)	355.6	27.79 (120)	343	330	289.00

* The products mentioned in above table according to EN 10253-2 can be manufactured also according to DIN 2615.

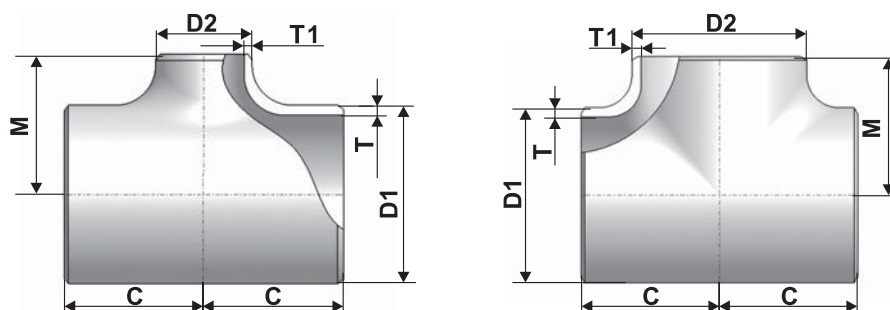
** According to the client requirements.

Standard	DN	D1	T	D2	T1	C	M	m
		mm	mm (SCH)	mm	mm (SCH)	mm	mm	Kg
EN 10253-2	450 x 350	457	32	355.6	28	343	330	307.18
EN 10253-2	450 x 350	457	45	355.6	40	343	330	421.29
ASME B16.9	18" x 16"	457	7.92 (20)	406.4	7.92 (20)	343	330	100.00
ASME B16.9	18" x 16"	457	9.53 (STD)	406.4	9.53 (STD / 30)	343	330	124.44
EN 10253-2	450 x 400	457	10	406.4	8.8	343	330	124.44
EN 10253-2	450 x 400	457	11	406.4	10	343	330	124.44
ASME B16.9	18" x 16"	457	11.13 (30)	406.4	9.53 (STD / 30)	343	330	124.44
EN 10253-2	450 x 400	457	12.5	406.4	12.5	343	330	148.64
ASME B16.9	18" x 16"	457	12.7 (XS)	406.4	12.7 (XS / 40)	343	330	148.64
ASME B16.9	18" x 16"	457	14.27 (40)	406.4	12.7 (XS / 40)	343	330	148.64
EN 10253-2	450 x 400	457	17.5	406.4	17.5	343	330	196.36
ASME B16.9	18" x 16"	457	19.05 (60)	406.4	16.66 (60)	343	330	196.36
EN 10253-2	450 x 400	457	22.2	406.4	22.2	343	330	243.17
ASME B16.9	18" x 16"	457	23.83 (80)	406.4	21.44 (80)	343	330	243.17
ASME B16.9	18" x 16"	457	29.36 (100)	406.4	26.19 (100)	343	330	289.00
EN 10253-2	450 x 400	457	32	406.4	30	343	330	307.18
ASME B16.9	18" x 16"	457	34.93 (120)	406.4	30.96 (120)	343	330	342.94
EN 10253-2	450 x 400	457	45	406.4	40	343	330	421.29
ASME B16.9	18" x 18"	457	7.92 (20)	457	7.92 (20)	343	343	100.00
ASME B16.9	18" x 18"	457	9.53 (STD)	457	9.53 (STD)	343	343	124.44
EN 10253-2	450	457	10	457	10	343	343	124.44
EN 10253-2	450	457	11	457	11	343	343	124.44
ASME B16.9	18" x 18"	457	11.13 (30)	457	11.13 (30)	343	343	124.44
EN 10253-2	450	457	12.5	457	12.5	343	343	148.64
ASME B16.9	18" x 18"	457	12.7 (XS)	457	12.7 (XS)	343	343	148.64
ASME B16.9	18" x 18"	457	14.27 (40)	457	14.27 (40)	343	343	158.26
EN 10253-2	450	457	17.5	457	17.5	343	343	196.36
ASME B16.9	18" x 18"	457	19.05 (60)	457	19.05 (60)	343	343	217.00
EN 10253-2	450	457	22.2	457	22.2	343	343	243.17
ASME B16.9	18" x 18"	457	23.83 (80)	457	23.83 (80)	343	343	243.17
ASME B16.9	18" x 18"	457	29.36 (100)	457	29.36 (100)	343	343	307.18
EN 10253-2	450	457	32	457	32	343	343	342.94
ASME B16.9	18" x 18"	457	34.93 (120)	457	34.93 (120)	343	343	378.13
ASME B16.9	18" x 18"	457	39.67 (140)	457	39.67 (140)	343	343	421.29
EN 10253-2	450	457	45	457	45	343	343	463.54
EN 10253-2	500 x 50	508	**	60.3	**	381	**	
EN 10253-2	500 x 65	508	**	76.1	**	381	**	
EN 10253-2	500 x 80	508	**	88.9	**	381	**	
EN 10253-2	500 x 100	508	**	114.3	**	381	**	
EN 10253-2	500 x 125	508	**	139.7	**	381	**	
EN 10253-2	500 x 150	508	**	168.3	**	381	**	
ASME B16.9	20" x 8"	508	9.53 (STD / 20)	219.1	8.18 (STD / 40)	381	324	170.60
EN 10253-2	500 x 200	508	10	219.1	6.3	381	324	170.60
EN 10253-2	500 x 200	508	11	219.1	8.8	381	324	170.60
EN 10253-2	500 x 200	508	12.5	219.1	10	381	324	170.60

* The products mentioned in above table according to EN 10253-2 can be manufactured also according to DIN 2615.

** According to the client requirements.

TEURI EGALE ȘI REDUSE
EQUAL AND REDUCED TEES
T-STÜCKE



Standard	DN	D1	T	D2	T1	C	M	m
		mm	mm (SCH)	mm	mm (SCH)	mm	mm	Kg
ASME B16.9	20" x 8"	508	12.7 (XS / 30)	219.1	12.7 (XS / 80)	381	324	193.70
ASME B16.9	20" x 8"	508	15.09 (40)	219.1	12.7 (XS / 80)	381	324	193.70
EN 10253-2	500 x 200	508	17.5	219.1	12.5	381	324	222.24
ASME B16.9	20" x 8"	508	20.62 (60)	219.1	18.26 (120)	381	324	251.53
EN 10253-2	500 x 200	508	25	219.1	16	381	324	363.56
ASME B16.9	20" x 8"	508	26.19 (80)	219.1	23.01 (160)	381	324	363.56
ASME B16.9	20" x 10"	508	9.53 (STD / 20)	273	9.27 (STD / 40)	381	333	170.60
EN 10253-2	500 x 250	508	10	273	6.3	381	333	170.60
EN 10253-2	500 x 250	508	11	273	8.8	381	333	170.60
EN 10253-2	500 x 250	508	12.5	273	10	381	333	170.60
ASME B16.9	20" x 10"	508	12.7 (XS / 30)	273	12.7 (XS / 60)	381	333	193.70
ASME B16.9	20" x 10"	508	15.09 (40)	273	15.09 (80)	381	333	222.24
EN 10253-2	500 x 250	508	17.5	273	12.5	381	333	222.24
ASME B16.9	20" x 10"	508	20.62 (60)	273	18.26 (100)	381	333	251.53
EN 10253-2	500 x 250	508	25	273	16	381	333	298.25
ASME B16.9	20" x 10"	508	26.19 (80)	273	25.4 (XXS / 140)	381	333	363.56
EN 10253-2	500 x 250	508	36	273	32	381	333	432.97
EN 10253-2	500 x 250	508	45	273	40	381	333	558.00
EN 10253-2	500 x 250	508	50	273	40	381	333	585.00
ASME B16.9	20" x 12"	508	9.53 (STD / 20)	323.8	9.53 (STD)	381	346	170.60
ASME B16.9	20" x 12"	508	12.7 (XS / 30)	323.8	12.7 (XS)	381	346	193.70
ASME B16.9	20" x 12"	508	15.09 (40)	323.8	14.27 (60)	381	346	222.24
ASME B16.9	20" x 12"	508	20.62 (60)	323.8	17.48 (80)	381	346	251.53
ASME B16.9	20" x 12"	508	26.19 (80)	323.8	25.4 (XXS / 120)	381	346	363.56
ASME B16.9	20" x 12"	508	32.54 (100)	323.8	28.58 (140)	381	346	432.97
EN 10253-2	500 x 300	508	10	323.9	7.1	381	346	170.60
EN 10253-2	500 x 300	508	11	323.9	8.8	381	346	170.60
EN 10253-2	500 x 300	508	12.5	323.9	10	381	346	170.60
EN 10253-2	500 x 300	508	14.2	323.9	12.5	381	346	193.70
EN 10253-2	500 x 300	508	17.5	323.9	12.5	381	346	222.24
EN 10253-2	500 x 300	508	25	323.9	17.5	381	346	363.56
EN 10253-2	500 x 300	508	36	323.9	25	381	346	432.97
EN 10253-2	500 x 300	508	50	323.9	45	381	346	585.00
ASME B16.9	20" x 14"	508	9.53 (STD / 20)	355.6	9.53 (STD / 30)	381	356	170.60
EN 10253-2	500 x 350	508	10	355.6	8.8	381	356	170.60
EN 10253-2	500 x 350	508	11	355.6	10	381	356	170.60
EN 10253-2	500 x 350	508	12.5	355.6	12.5	381	356	193.70

* The products mentioned in above table according to EN 10253-2 can be manufactured also according to DIN 2615.

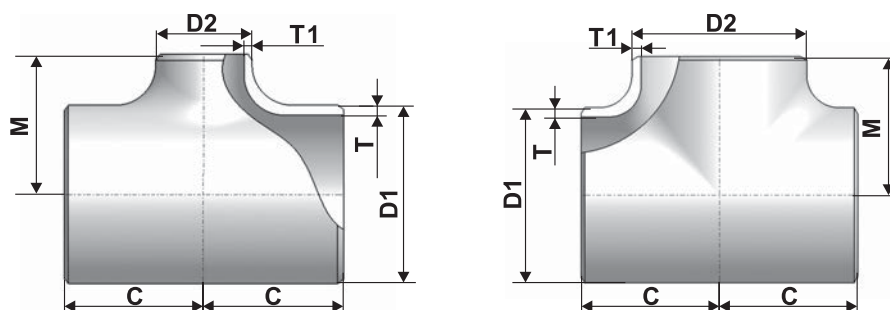
** According to the client requirements.

Standard	DN	D1	T	D2	T1	C	M	m
		mm	mm (SCH)	mm	mm (SCH)	mm	mm	Kg
ASME B16.9	20" x 14"	508	12.7 (XS / 30)	355.6	12.7 (XS)	381	356	193.70
EN 10253-2	500 x 350	508	17.5	355.6	17.5	381	356	251.53
EN 10253-2	500 x 350	508	25	355.6	22.2	381	356	363.56
EN 10253-2	500 x 350	508	36	355.6	30	381	356	432.97
EN 10253-2	500 x 350	508	50	355.6	40	381	356	585.00
ASME B16.9	20" x 16"	508	9.53 (STD / 20)	406.4	9.53 (STD / 30)	381	356	170.60
EN 10253-2	500 x 400	508	10	406.4	8.8	381	356	170.60
EN 10253-2	500 x 400	508	11	406.4	10	381	356	170.60
EN 10253-2	500 x 400	508	12.5	406.4	12.5	381	356	193.70
ASME B16.9	20" x 16"	508	12.7 (XS / 30)	406.4	12.7 (XS / 40)	381	356	193.70
ASME B16.9	20" x 16"	508	15.09 (40)	406.4	12.7 (XS / 40)	381	356	193.70
EN 10253-2	500 x 400	508	17.5	406.4	17.5	381	356	251.53
ASME B16.9	20" x 16"	508	20.62 (60)	406.4	16.66 (60)	381	356	276.10
EN 10253-2	500 x 400	508	25	406.4	22.2	381	356	363.56
ASME B16.9	20" x 16"	508	26.19 (80)	406.4	21.44 (80)	381	356	363.56
ASME B16.9	20" x 16"	508	32.54 (100)	406.4	30.96 (120)	381	356	432.97
EN 10253-2	500 x 400	508	36	406.4	30	381	356	432.97
EN 10253-2	500 x 400	508	50	406.4	40	381	356	585.00
ASME B16.9	20" x 18"	508	9.53 (STD / 20)	457	9.53 (STD)	381	368	170.60
EN 10253-2	500 x 450	508	10	457	10	381	368	170.60
EN 10253-2	500 x 450	508	11	457	11	381	368	170.60
EN 10253-2	500 x 450	508	12.5	457	12.5	381	368	193.70
ASME B16.9	20" x 18"	508	12.7 (XS / 30)	457	12.7 (XS)	381	368	193.70
ASME B16.9	20" x 18"	508	15.09 (40)	457	14.27 (40)	381	368	222.24
EN 10253-2	500 x 450	508	17.5	457	17.5	381	368	251.53
ASME B16.9	20" x 18"	508	20.62 (60)	457	19.05 (60)	381	368	276.10
EN 10253-2	500 x 450	508	25	457	22.2	381	368	363.56
ASME B16.9	20" x 18"	508	26.19 (80)	457	23.83 (80)	381	368	363.56
ASME B16.9	20" x 18"	508	32.54 (100)	457	29.36 (100)	381	368	432.97
EN 10253-2	500 x 450	508	36	457	32	381	368	432.97
EN 10253-2	500 x 450	508	50	457	45	381	368	585.00
ASME B16.9	20" x 20"	508	9.53 (STD / 20)	508	9.53 (STD / 20)	381	381	170.60
EN 10253-2	500	508	10	508	10	381	381	170.60
EN 10253-2	500	508	11	508	11	381	381	170.60
EN 10253-2	500	508	12.5	508	12.5	381	381	193.70
ASME B16.9	20" x 20"	508	12.7 (XS / 30)	508	12.7 (XS / 30)	381	381	193.70
ASME B16.9	20" x 20"	508	15.09 (40)	508	15.09 (40)	381	381	222.24
EN 10253-2	500	508	17.5	508	17.5	381	381	251.53
ASME B16.9	20" x 20"	508	20.62 (60)	508	20.62 (60)	381	381	276.10
EN 10253-2	500	508	25	508	25	381	381	363.56
ASME B16.9	20" x 20"	508	26.19 (80)	508	26.19 (80)	381	381	363.56
ASME B16.9	20" x 20"	508	32.54 (100)	508	32.54 (100)	381	381	432.97
EN 10253-2	500	508	36	508	36	381	381	476.69
ASME B16.9	20" x 20"	508	38.1 (120)	508	38.1 (120)	381	381	476.69
ASME B16.9	20" x 20"	508	44.45 (140)	508	44.45 (140)	381	381	585.00

* The products mentioned in above table according to EN 10253-2 can be manufactured also according to DIN 2615.

** According to the client requirements.

TEURI EGALE ȘI REDUSE
EQUAL AND REDUCED TEES
T-STÜCKE



Standard	DN	D1	T	D2	T1	C	M	m
		mm	mm (SCH)	mm	mm (SCH)	mm	mm	Kg
EN 10253-2	500	508	50	508	50	381	381	684.82
EN 10253-2	600 x 80	610	**	88.9	**	432	**	
EN 10253-2	600 x 100	610	**	114.3	**	432	**	
EN 10253-2	600 x 125	610	**	139.7	**	432	**	
EN 10253-2	600 x 150	610	**	168.3	**	432	**	
EN 10253-2	600 x 200	610	**	219.1	**	432	**	
ASME B16.9	24" x 10"	610	9.53 (STD / 20)	273	9.27 (STD / 40)	432	384	208.00
EN 10253-2	600 x 250	610	10	273	7.1	432	384	208.00
EN 10253-2	600 x 250	610	12.5	273	8.8	432	384	208.00
ASME B16.9	24" x 10"	610	12.7 (XS)	273	12.7 (XS / 60)	432	384	239.44
ASME B16.9	24" x 10"	610	17.48 (40)	273	15.09 (80)	432	384	278.35
EN 10253-2	600 x 250	610	17.5	273	10	432	384	278.35
ASME B16.9	24" x 10"	610	24.61 (60)	273	21.44 (120)	432	384	438.61
EN 10253-2	600 x 250	610	25	273	12.5	432	384	438.61
EN 10253-2	600 x 250	610	30	273	28	432	384	468.57
ASME B16.9	24" x 10"	610	30.96 (80)	273	28.58 (160)	432	384	468.57
EN 10253-2	600 x 250	610	45	273	40	432	384	687.37
ASME B16.9	24" x 12"	610	9.53 (STD / 20)	323.8	9.53 (STD)	432	397	208.00
ASME B16.9	24" x 12"	610	12.7 (XS)	323.8	12.7 (XS)	432	397	239.44
ASME B16.9	24" x 12"	610	17.48 (40)	323.8	14.27 (60)	432	397	278.35
ASME B16.9	24" x 12"	610	24.61 (60)	323.8	21.44 (100)	432	397	438.61
ASME B16.9	24" x 12"	610	30.96 (80)	323.8	28.58 (140)	432	397	468.57
EN 10253-2	600 x 300	610	10	323.9	7.1	432	397	208.00
EN 10253-2	600 x 300	610	12.5	323.9	8.8	432	397	208.00
EN 10253-2	600 x 300	610	17.5	323.9	10	432	397	278.35
EN 10253-2	600 x 300	610	25	323.9	12.5	432	397	438.61
EN 10253-2	600 x 300	610	30	323.9	17.5	432	397	468.57
EN 10253-2	600 x 300	610	45	323.9	40	432	397	687.37
ASME B16.9	24" x 14"	610	9.53 (STD / 20)	355.6	9.53 (STD / 30)	432	406	208.00
EN 10253-2	600 x 350	610	10	355.6	8.8	432	406	208.00
EN 10253-2	600 x 350	610	12.5	355.6	10	432	406	208.00
ASME B16.9	24" x 14"	610	12.7 (XS)	355.6	12.7 (XS)	432	406	239.44
ASME B16.9	24" x 14"	610	14.27 (30)	355.6	12.7 (XS)	432	406	239.44
ASME B16.9	24" x 14"	610	17.48 (40)	355.6	15.09 (60)	432	406	278.35
EN 10253-2	600 x 350	610	17.5	355.6	12.5	432	406	278.35
ASME B16.9	24" x 14"	610	24.61 (60)	355.6	23.83 (100)	432	406	438.61
EN 10253-2	600 x 350	610	25	355.6	17.5	432	406	438.61

* The products mentioned in above table according to EN 10253-2 can be manufactured also according to DIN 2615.

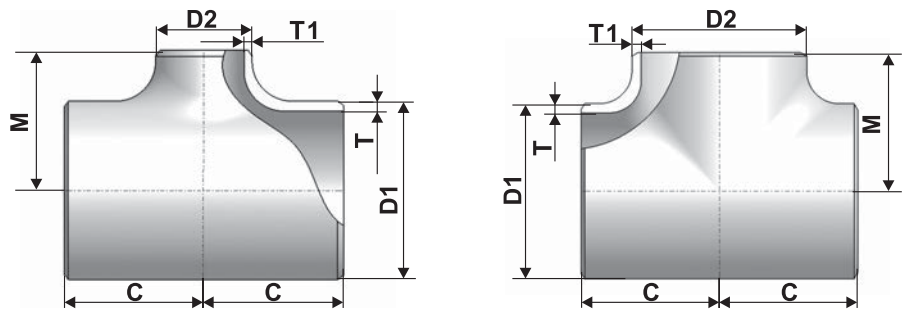
** According to the client requirements.

Standard	DN	D1	T	D2	T1	C	M	m
		mm	mm (SCH)	mm	mm (SCH)	mm	mm	Kg
EN 10253-2	600 x 350	610	30	355.6	22.2	432	406	468.57
ASME B16.9	24" x 14"	610	30.96 (80)	355.6	27.79 (120)	432	406	468.57
EN 10253-2	600 x 350	610	45	355.6	40	432	406	687.37
ASME B16.9	24" x 16"	610	9.53 (STD / 20)	406.4	9.53 (STD / 30)	432	406	208.00
EN 10253-2	600 x 400	610	10	406.4	8.8	432	406	208.00
EN 10253-2	600 x 400	610	12.5	406.4	10	432	406	208.00
ASME B16.9	24" x 16"	610	12.7 (XS)	406.4	12.7 (XS / 40)	432	406	239.44
ASME B16.9	24" x 16"	610	14.27 (30)	406.4	12.7 (XS / 40)	432	406	239.44
ASME B16.9	24" x 16"	610	17.48 (40)	406.4	16.66 (60)	432	406	278.35
EN 10253-2	600 x 400	610	17.5	406.4	12.5	432	406	278.35
ASME B16.9	24" x 16"	610	24.61 (60)	406.4	21.44 (80)	432	406	438.61
EN 10253-2	600 x 400	610	25	406.4	17.5	432	406	438.61
EN 10253-2	600 x 400	610	30	406.4	22.2	432	406	468.57
ASME B16.9	24" x 16"	610	30.96 (80)	406.4	26.19 (100)	432	406	468.57
EN 10253-2	600 x 400	610	45	406.4	40	432	406	687.37
ASME B16.9	24" x 18"	610	9.53 (STD / 20)	457	9.53 (STD)	432	419	208.00
EN 10253-2	600 x 450	610	10	457	10	432	419	208.00
EN 10253-2	600 x 450	610	12.5	457	11	432	419	208.00
ASME B16.9	24" x 18"	610	12.7 (XS)	457	12.7 (XS)	432	419	255.80
ASME B16.9	24" x 18"	610	14.27 (30)	457	11.13 (30)	432	419	239.44
ASME B16.9	24" x 18"	610	17.48 (40)	457	14.27 (40)	432	419	278.35
EN 10253-2	600 x 450	610	17.5	457	12.5	432	419	278.35
ASME B16.9	24" x 18"	610	24.61 (60)	457	23.83 (80)	432	419	438.61
EN 10253-2	600 x 450	610	25	457	17.5	432	419	438.61
EN 10253-2	600 x 450	610	30	457	25	432	419	468.57
ASME B16.9	24" x 18"	610	30.96 (80)	457	29.36 (100)	432	419	542.65
EN 10253-2	600 x 450	610	45	457	40	432	419	687.37
ASME B16.9	24" x 20"	610	9.53 (STD / 20)	508	9.53 (STD / 20)	432	432	208.00
EN 10253-2	600 x 500	610	10	508	10	432	432	208.00
EN 10253-2	600 x 500	610	12.5	508	11	432	432	208.00
ASME B16.9	24" x 20"	610	12.7 (XS)	508	12.7 (XS / 30)	432	432	239.44
ASME B16.9	24" x 20"	610	14.27 (30)	508	12.7 (XS / 30)	432	432	239.44
ASME B16.9	24" x 20"	610	17.48 (40)	508	15.09 (40)	432	432	278.35
EN 10253-2	600 x 500	610	17.5	508	12.5	432	432	278.35
ASME B16.9	24" x 20"	610	24.61 (60)	508	20.62 (60)	432	432	393.34
EN 10253-2	600 x 500	610	25	508	17.5	432	432	393.34
EN 10253-2	600 x 500	610	30	508	25	432	432	468.57
ASME B16.9	24" x 20"	610	30.96 (80)	508	26.19 (80)	432	432	606.10
EN 10253-2	600 x 500	610	45	508	40	432	432	687.37
ASME B16.9	24" x 20"	610	9.53 (STD / 20)	610	9.53 (STD / 20)	432	432	208.00
EN 10253-2	600	610	10	610	10	432	432	208.00
EN 10253-2	600	610	12.5	610	12.5	432	432	239.44
ASME B16.9	24" x 20"	610	12.7 (XS)	610	12.7 (XS)	432	432	239.44
ASME B16.9	24" x 20"	610	14.27 (30)	610	14.27 (30)	432	432	227.06
ASME B16.9	24" x 20"	610	17.48 (40)	610	17.48 (40)	432	432	320.16

* The products mentioned in above table according to EN 10253-2 can be manufactured also according to DIN 2615.

** According to the client requirements.

TEURI EGALE ȘI REDUSE
EQUAL AND REDUCED TEES
T-STÜCKE



Standard	DN	D1	T	D2	T1	C	M	m
		mm	mm (SCH)	mm	mm (SCH)	mm	mm	Kg
EN 10253-2	600	610	17.5	610	17.5	432	432	320.16
ASME B16.9	24" x 20"	610	24.61 (60)	610	24.61 (60)	432	432	438.61
EN 10253-2	600	610	25	610	25	432	432	438.61
EN 10253-2	600	610	30	610	30	432	432	542.65
ASME B16.9	24" x 20"	610	30.96 (80)	610	30.96 (80)	432	432	542.65
ASME B16.9	24" x 20"	610	38.89 (100)	610	38.89 (100)	432	432	687.37
EN 10253-2	600	610	45	610	45	432	432	758.00
ASME B16.9	24" x 20"	610	46.02 (120)	610	46.02 (120)	432	432	758.00
EN 10253-2	600	610	50	610	50	432	432	827.50
EN 10253-2	700 x 100	711	**	114.3	**	521	**	
ASME B16.9	28" x 4"	711	**	114.3	**	521	**	
EN 10253-2	700 x 125	711	**	139.7	**	521	**	
ASME B16.9	28" x 5"	711	**	141.3	**	521	**	
EN 10253-2	700 x 150	711	**	168.3	**	521	**	
ASME B16.9	28" x 6"	711	**	168.3	**	521	**	
EN 10253-2	700 x 200	711	**	219.1	**	521	**	
ASME B16.9	28" x 8"	711	**	219.1	**	521	**	
EN 10253-2	700 x 250	711	**	273	**	521	**	
ASME B16.9	28" x 10"	711	**	273	**	521	**	
ASME B16.9	28" x 12"	711	9.53 (STD)	323.8	9.53 (STD)	521	448	283.16
ASME B16.9	28" x 12"	711	12.7 (XS / 20)	323.8	12.7 (XS)	521	448	338.79
ASME B16.9	28" x 12"	711	15.88 (30)	323.8	14.27 (60)	521	448	394.09
EN 10253-2	700 x 300	711	10	323.9	7.1	521	448	283.16
EN 10253-2	700 x 300	711	12.5	323.9	8.8	521	448	283.16
EN 10253-2	700 x 300	711	17.5	323.9	17.5	521	448	449.06
EN 10253-2	700 x 300	711	25	323.9	10	521	448	558.00
EN 10253-2	700 x 300	711	30	323.9	28	521	448	625.23
EN 10253-2	700 x 300	711	40	323.9	36	521	448	876.81
ASME B16.9	28" x 14"	711	9.53 (STD)	355.6	9.53 (STD / 30)	521	457	283.16
EN 10253-2	700 x 350	711	10	355.6	8.8	521	457	283.16
EN 10253-2	700 x 350	711	12.5	355.6	10	521	457	283.16
ASME B16.9	28" x 14"	711	12.7 (XS / 20)	355.6	12.7 (XS)	521	457	338.79
ASME B16.9	28" x 14"	711	15.88 (30)	355.6	15.09 (60)	521	457	394.09
EN 10253-2	700 x 350	711	20	355.6	17.5	521	457	449.06
EN 10253-2	700 x 350	711	25	355.6	12.5	521	457	558.00
EN 10253-2	700 x 350	711	36	355.6	30	521	457	792.96
EN 10253-2	700 x 350	711	45	355.6	40	521	457	980.41

* The products mentioned in above table according to EN 10253-2 can be manufactured also according to DIN 2615.

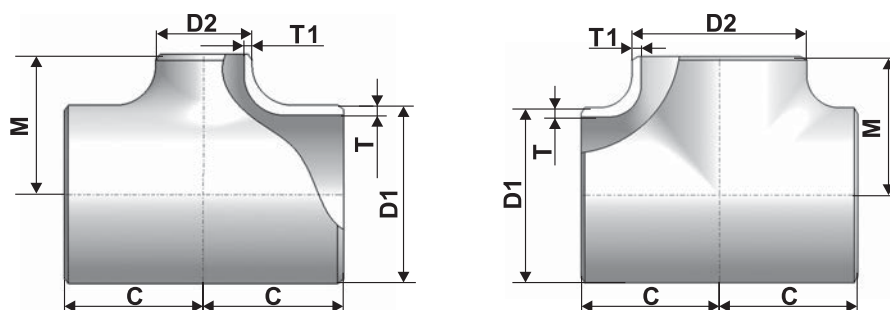
** According to the client requirements.

Standard	DN	D1	T	D2	T1	C	M	m
		mm	mm (SCH)	mm	mm (SCH)	mm	mm	Kg
ASME B16.9	28" x 16"	711	9.53 (STD)	406.4	9.53 (STD / 30)	521	457	283.16
EN 10253-2	700 x 400	711	10	406.4	8.8	521	457	283.16
EN 10253-2	700 x 400	711	12.5	406.4	10	521	457	283.16
ASME B16.9	28" x 16"	711	12.7 (XS / 20)	406.4	12.7 (XS / 40)	521	457	338.79
ASME B16.9	28" x 16"	711	15.88 (30)	406.4	12.7 (XS / 40)	521	457	338.79
EN 10253-2	700 x 400	711	20	406.4	17.5	521	457	449.06
EN 10253-2	700 x 400	711	25	406.4	12.5	521	457	558.00
EN 10253-2	700 x 400	711	30	406.4	28	521	457	625.23
EN 10253-2	700 x 400	711	45	406.4	40	521	457	980.41
ASME B16.9	28" x 18"	711	9.53 (STD)	457	9.53 (STD)	521	470	283.16
EN 10253-2	700 x 450	711	10	457	10	521	470	283.16
EN 10253-2	700 x 450	711	12.5	457	11	521	470	283.16
ASME B16.9	28" x 18"	711	12.7 (XS / 20)	457	12.7 (XS)	521	470	338.79
ASME B16.9	28" x 18"	711	15.88 (30)	457	14.27 (40)	521	470	394.09
EN 10253-2	700 x 450	711	20	457	17.5	521	470	449.06
EN 10253-2	700 x 450	711	25	457	20	521	470	558.00
EN 10253-2	700 x 450	711	32	457	30	521	470	625.23
EN 10253-2	700 x 450	711	45	457	40	521	470	980.41
ASME B16.9	28" x 20"	711	9.53 (STD)	508	9.53 (STD / 20)	521	483	283.16
EN 10253-2	700 x 500	711	10	508	10	521	483	283.16
EN 10253-2	700 x 500	711	12.5	508	11	521	483	283.16
ASME B16.9	28" x 20"	711	12.7 (XS / 20)	508	12.7 (XS / 30)	521	483	338.79
ASME B16.9	28" x 20"	711	15.88 (30)	508	15.09 (40)	521	483	394.09
EN 10253-2	700 x 500	711	20	508	17.5	521	483	449.06
EN 10253-2	700 x 500	711	25	508	12.5	521	483	558.00
EN 10253-2	700 x 500	711	32	508	30	521	483	625.23
EN 10253-2	700 x 500	711	45	508	40	521	483	980.41
EN 10253-2	700 x 500	711	50	508	45	521	483	1082.00
ASME B16.9	28" x 24"	711	9.53 (STD)	610	9.53 (STD / 20)	521	508	283.16
EN 10253-2	700 x 600	711	10	610	10	521	508	283.16
EN 10253-2	700 x 600	711	12.5	610	12.5	521	508	338.79
ASME B16.9	28" x 24"	711	12.7 (XS / 20)	610	12.7 (XS)	521	508	338.79
ASME B16.9	28" x 24"	711	15.88 (30)	610	14.27 (30)	521	508	394.09
EN 10253-2	700 x 600	711	25	610	17.5	521	508	558.00
EN 10253-2	700 x 600	711	32	610	30	521	508	625.23
EN 10253-2	700 x 600	711	45	610	40	521	508	980.41
EN 10253-2	700 x 600	711	50	610	45	521	508	1082.00
ASME B16.9	28" x 28"	711	9.53 (STD)	711	9.53 (STD)	521	521	283.16
EN 10253-2	700	711	10	711	10	521	521	283.16
EN 10253-2	700	711	12.5	711	12.5	521	521	338.79
ASME B16.9	28" x 28"	711	12.7 (XS / 20)	711	12.7 (XS / 20)	521	521	338.79
ASME B16.9	28" x 28"	711	15.88 (30)	711	15.88 (30)	521	521	394.09
EN 10253-2	700	711	20	711	20	521	521	497.15
EN 10253-2	700	711	25	711	25	521	521	612.00
EN 10253-2	700	711	36	711	36	521	521	876.81

* The products mentioned in above table according to EN 10253-2 can be manufactured also according to DIN 2615.

** According to the client requirements.

TEURI EGALE ȘI REDUSE
EQUAL AND REDUCED TEES
T-STÜCKE



Standard	DN	D1	T	D2	T1	C	M	m
		mm	mm (SCH)	mm	mm (SCH)	mm	mm	Kg
EN 10253-2	700	711	50	711	50	521	521	1138.63
EN 10253-2	800 x 125	813	**	139.7	**	597	**	
ASME B16.9	32" x 5"	813	**	141.3	**	597	**	
EN 10253-2	800 x 150	813	**	168.3	**	597	**	
ASME B16.9	32" x 6"	813	**	168.3	**	597	**	
EN 10253-2	800 x 200	813	**	219.1	**	597	**	
ASME B16.9	32" x 8"	813	**	219.1	**	597	**	
EN 10253-2	800 x 250	813	**	273	**	597	**	
ASME B16.9	32" x 10"	813	**	273	**	597	**	
EN 10253-2	800 x 300	813	**	323.9	**	597	**	
ASME B16.9	32" x 12"	813	**	323.8	**	597	**	
ASME B16.9	32" x 14"	813	9.53 (STD)	355.6	9.53 (STD / 30)	597	508	556.83
EN 10253-2	800 x 350	813	10	355.6	8.8	602	508	556.83
EN 10253-2	800 x 350	813	12.5	355.6	10	602	508	556.83
ASME B16.9	32" x 14"	813	12.7 (XS / 20)	355.6	12.7 (XS)	597	508	676.53
ASME B16.9	32" x 14"	813	15.88 (30)	355.6	15.09 (60)	597	508	775.67
ASME B16.9	32" x 14"	813	17.48 (40)	355.6	15.09 (60)	597	508	775.67
EN 10253-2	800 x 350	813	22.2	355.6	20	597	508	979.36
EN 10253-2	800 x 350	813	25	355.6	12.5	602	508	1099.78
EN 10253-2	800 x 350	813	30	355.6	28	602	508	1313.08
EN 10253-2	800 x 350	813	40	355.6	36	602	508	1733.00
ASME B16.9	32" x 16"	813	9.53 (STD)	406.4	9.53 (STD / 30)	597	508	556.83
EN 10253-2	800 x 400	813	10	406.4	8.8	602	508	556.83
EN 10253-2	800 x 400	813	12.5	406.4	10	602	508	556.83
ASME B16.9	32" x 16"	813	12.7 (XS / 20)	406.4	12.7 (XS / 40)	597	508	676.53
ASME B16.9	32" x 16"	813	15.88 (30)	406.4	12.7 (XS / 40)	597	508	676.53
ASME B16.9	32" x 16"	813	17.48 (40)	406.4	16.66 (60)	597	508	884.26
EN 10253-2	800 x 400	813	25	406.4	22.2	602	508	1099.78
EN 10253-2	800 x 400	813	36	406.4	32	602	508	1566.10
EN 10253-2	800 x 400	813	45	406.4	40	602	508	2144.00
ASME B16.9	32" x 18"	813	9.53 (STD)	457	9.53 (STD)	597	521	556.83
EN 10253-2	800 x 450	813	10	457	10	602	521	556.83
EN 10253-2	800 x 450	813	12.5	457	11	602	521	556.83
ASME B16.9	32" x 18"	813	12.7 (XS / 20)	457	12.7 (XS)	597	521	676.53
ASME B16.9	32" x 18"	813	15.88 (30)	457	14.27 (40)	597	521	775.67
ASME B16.9	32" x 18"	813	17.48 (40)	457	14.27 (40)	597	521	775.67
EN 10253-2	800 x 450	813	25	457	22.2	602	521	1099.78

* The products mentioned in above table according to EN 10253-2 can be manufactured also according to DIN 2615.

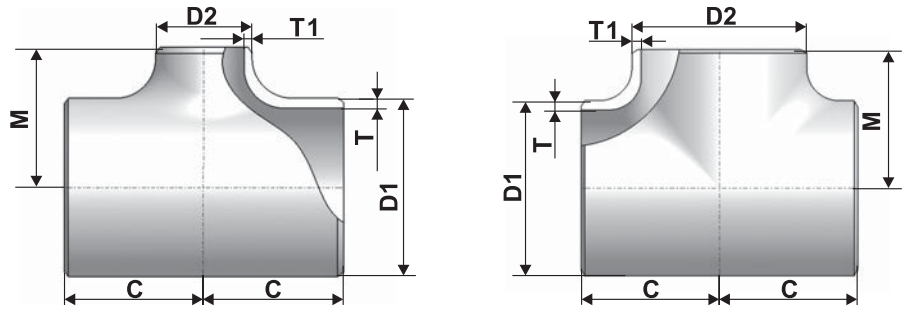
** According to the client requirements.

Standard	DN	D1	T	D2	T1	C	M	m
		mm	mm (SCH)	mm	mm (SCH)	mm	mm	Kg
EN 10253-2	800 x 450	813	32	457	30	602	521	1398.00
EN 10253-2	800 x 450	813	45	457	45	602	521	2144.00
ASME B16.9	32" x 20"	813	9.53 (STD)	508	9.53 (STD / 20)	597	533	556.83
EN 10253-2	800 x 500	813	10	508	10	602	533	556.83
EN 10253-2	800 x 500	813	12.5	508	11	602	533	556.83
ASME B16.9	32" x 20"	813	12.7 (XS / 20)	508	12.7 (XS / 30)	597	533	676.53
ASME B16.9	32" x 20"	813	17.48 (40)	508	15.09 (40)	597	533	775.67
EN 10253-2	800 x 500	813	25	508	12.5	602	533	1099.78
EN 10253-2	800 x 500	813	32	508	30	602	533	1398.00
EN 10253-2	800 x 500	813	50	508	45	602	533	2144.00
ASME B16.9	32" x 24"	813	9.53 (STD)	610	9.53 (STD / 20)	597	559	556.83
EN 10253-2	800 x 600	813	10	610	10	602	559	556.83
EN 10253-2	800 x 600	813	12.5	610	12.5	602	559	676.53
ASME B16.9	32" x 24"	813	12.7 (XS / 20)	610	12.7 (XS)	597	559	676.53
ASME B16.9	32" x 24"	813	17.48 (40)	610	17.48 (40)	597	559	884.26
EN 10253-2	800 x 600	813	20	610	17.5	602	559	884.26
EN 10253-2	800 x 600	813	36	610	32	602	559	1566.10
EN 10253-2	800 x 600	813	50	610	45	602	559	2144.00
ASME B16.9	32" x 28"	813	9.53 (STD)	711	9.53 (STD)	597	572	556.83
EN 10253-2	800 x 700	813	10	711	10	602	572	556.83
EN 10253-2	800 x 700	813	12.5	711	12.5	602	572	676.53
ASME B16.9	32" x 28"	813	12.7 (XS / 20)	711	12.7 (XS / 20)	597	572	676.53
ASME B16.9	32" x 28"	813	17.48 (40)	711	15.88 (30)	597	572	775.67
EN 10253-2	800 x 700	813	25	711	25	602	572	1128.00
EN 10253-2	800 x 700	813	32	711	30	602	572	1398.00
EN 10253-2	800 x 700	813	50	711	50	602	572	2346.27
ASME B16.9	32" x 32"	813	9.53 (STD)	813	9.53 (STD)	597	597	556.83
EN 10253-2	800	813	10	813	10	597	597	556.83
EN 10253-2	800	813	12.5	813	12.5	597	597	676.53
ASME B16.9	32" x 32"	813	12.7 (XS / 20)	813	12.7 (XS / 20)	597	597	676.53
ASME B16.9	32" x 32"	813	17.48 (40)	813	17.48 (40)	597	597	884.26
EN 10253-2	800	813	25	813	25	597	597	1128.00
EN 10253-2	800	813	32	813	32	597	597	1566.10
EN 10253-2	800	813	50	813	50	597	597	2346.27
ASME B16.9	36" x 6"	914	**	168.3	**	673	**	
EN 10253-2	900 x 150	914	**	168.3	**	673	**	
ASME B16.9	36" x 8"	914	**	219.1	**	673	**	
EN 10253-2	900 x 200	914	**	219.1	**	673	**	
ASME B16.9	36" x 10"	914	**	273	**	673	**	
EN 10253-2	900 x 250	914	**	273	**	673	**	
ASME B16.9	36" x 12"	914	**	323.8	**	673	**	
EN 10253-2	900 x 300	914	**	323.9	**	673	**	
ASME B16.9	36" x 14"	914	**	355.6	**	673	**	
EN 10253-2	900 x 350	914	**	355.6	**	673	**	
ASME B16.9	36" x 16"	914	**	406.4	**	673	559	

* The products mentioned in above table according to EN 10253-2 can be manufactured also according to DIN 2615.

** According to the client requirements.

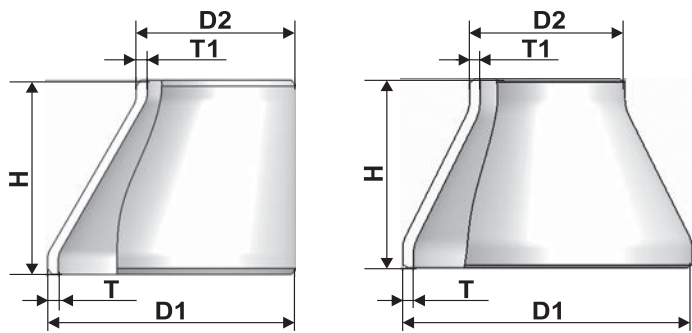
TEURI EGALE ȘI REDUSE
EQUAL AND REDUCED TEES
T-STÜCKE



Standard	DN	D1	T	D2	T1	C	M	m
		mm	mm (SCH)	mm	mm (SCH)			
EN 10253-2	900 x 400	914	**	406.4	**	673	559	
ASME B16.9	36" x 18"	914	**	457	**	673	572	
EN 10253-2	900 x 450	914	**	457	**	673	**	
ASME B16.9	36" x 20"	914	**	508	**	673	584	
EN 10253-2	900 x 500	914	**	508	**	673	584	
ASME B16.9	36" x 24"	914	**	610	**	673	610	
EN 10253-2	900 x 600	914	**	610	**	673	610	
ASME B16.9	36" x 28"	914	**	711	**	673	622	
EN 10253-2	900 x 700	914	**	711	**	673	622	
ASME B16.9	36" x 32"	914	**	813	**	673	648	
EN 10253-2	900 x 800	914	**	813	**	673	648	
ASME B16.9	36" x 36"	914	**	914	**	673	673	
EN 10253-2	900	914	**	914	**	673	673	
EN 10253-2	1000 x 200	1016	**	219.1	**	749	**	
ASME B16.9	40" x 8"	1016	**	219.1	**	749	**	
EN 10253-2	1000 x 250	1016	**	273	**	749	**	
ASME B16.9	40" x 10"	1016	**	273	**	749	**	
EN 10253-2	1000 x 300	1016	**	323.9	**	749	**	
ASME B16.9	40" x 12"	1016	**	323.8	**	749	**	
EN 10253-2	1000 x 350	1016	**	355.6	**	749	**	
ASME B16.9	40" x 14"	1016	**	355.6	**	749	**	
EN 10253-2	1000 x 400	1016	**	406.4	**	749	**	
ASME B16.9	40" x 16"	1016	**	406.4	**	749	**	
EN 10253-2	1000 x 450	1016	**	457	**	749	622	
ASME B16.9	40" x 18"	1016	**	457	**	749	622	
EN 10253-2	1000 x 500	1016	**	508	**	749	635	
ASME B16.9	40" x 20"	1016	**	508	**	749	635	
EN 10253-2	1000 x 600	1016	**	610	**	749	660	
ASME B16.9	40" x 24"	1016	**	610	**	749	660	
EN 10253-2	1000 x 700	1016	**	711	**	749	673	
ASME B16.9	40" x 28"	1016	**	711	**	749	673	
EN 10253-2	1000 x 800	1016	**	813	**	749	711	
ASME B16.9	40" x 32"	1016	**	813	**	749	711	
EN 10253-2	1000 x 900	1016	**	914	**	749	737	
ASME B16.9	40" x 36"	1016	**	914	**	749	737	
EN 10253-2	1000	1016	**	1016	**	749	749	
ASME B16.9	40" x 40"	1016	**	1016	**	749	749	

* The products mentioned in above table according to EN 10253-2 can be manufactured also according to DIN 2615.

** According to the client requirements.



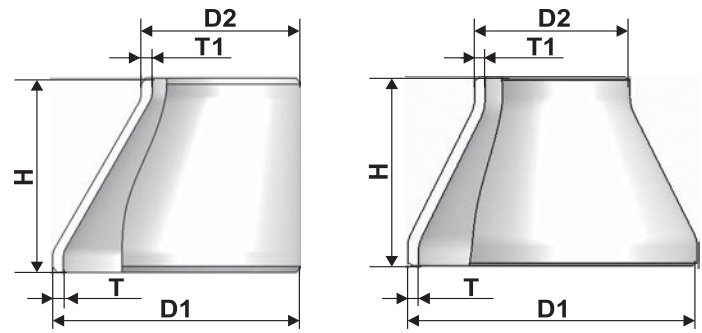
SARA[®]

REDUCȚII
REDUCERS
REDUZIERSTÜCKEN

Standard	DN	D1	T	D2	T1	H	m
		mm	mm (SCH)	mm	mm (SCH)	mm	Kg
ASME B16.9	¾" x ½"	26.7	2.87 (STD / 40)	21.3	2.77 (STD / 40)	38	0.06
ASME B16.9	¾" x ½"	26.7	3.91 (XS / 80)	21.3	3.73 (XS / 80)	38	0.09
EN 10253-2	20 x 15	26.9	2.3	21.3	2	38	0.05
EN 10253-2	20 x 15	26.9	2.6	21.3	2.6	38	0.06
EN 10253-2	20 x 15	26.9	3.2	21.3	3.2	38	0.07
EN 10253-2	20 x 15	26.9	4	21.3	4	38	0.09
ASME B16.9	1" x ½"	33.4	3.38 (STD / 40)	21.3	2.77 (STD / 40)	51	0.13
ASME B16.9	1" x ½"	33.4	4.55 (XS / 80)	21.3	3.73 (XS / 80)	51	0.16
DIN 2616	25 x 15	33.7	2.6	21.3	2	50	0.10
EN 10253-2	25 x 15	33.7	2.6	21.3	2	51	0.10
EN 10253-2	25 x 15	33.7	2.6	21.3	2.6	51	0.10
DIN 2616	25 x 15	33.7	3.2	21.3	3.2	50	0.12
EN 10253-2	25 x 15	33.7	4	21.3	3.2	51	0.15
DIN 2616	25 x 15	33.7	4	21.3	4	50	0.15
EN 10253-2	25 x 15	33.7	4.5	21.3	4	51	0.17
ASME B16.9	1" x ¾"	33.4	3.38 (STD / 40)	26.7	2.87 (STD / 40)	51	0.13
ASME B16.9	1" x ¾"	33.4	4.55 (XS / 80)	26.7	3.91 (XS / 80)	51	0.16
DIN 2616	25 x 20	33.7	2.6	26.9	2.3	50	0.10
EN 10253-2	25 x 20	33.7	2.6	26.9	2.3	51	0.10
EN 10253-2	25 x 20	33.7	3.2	26.9	2.6	51	0.12
DIN 2616	25 x 20	33.7	3.2	26.9	3.2	50	0.12
EN 10253-2	25 x 20	33.7	3.2	26.9	3.2	51	0.12
DIN 2616	25 x 20	33.7	4	26.9	4	50	0.15
EN 10253-2	25 x 20	33.7	4.5	26.9	4	51	0.17
DIN 2616	32 x 15	38	2.6	21.3	2	50	0.11
DIN 2616	32 x 15	38	3.6	21.3	3.2	50	0.15
DIN 2616	32 x 15	38	4	21.3	4	50	0.17
DIN 2616	32 x 20	38	2.6	26.9	2.3	50	0.11
DIN 2616	32 x 20	38	3.6	26.9	3.2	50	0.15
DIN 2616	32 x 20	38	4	26.9	4	50	0.17
DIN 2616	32 x 25	38	2.6	33.7	2.6	50	0.11
DIN 2616	32 x 25	38	3.6	33.7	3.2	50	0.15
DIN 2616	32 x 25	38	4	33.7	4	50	0.17
ASME B16.9	1¼" x ½"	42.2	3.56 (STD / 40)	21.3	2.77 (STD / 40)	51	0.17
ASME B16.9	1¼" x ½"	42.2	4.85 (XS / 80)	21.3	3.73 (XS / 80)	51	0.23
DIN 2616	32 x 15	42.4	2.6	21.3	2	50	0.13
EN 10253-2	32 x 15	42.4	2.6	21.3	2	51	0.13

* The products mentioned in above table according to EN 10253-2 can be manufactured also according to DIN 2616.

REDUCȚII
REDUCERS
REDUZIERSTÜCKEN



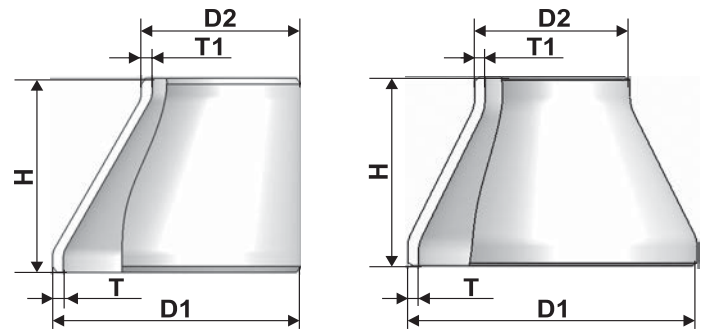
Standard	DN	D1	T	D2	T1	H	m
		mm	mm (SCH)	mm	mm (SCH)	mm	Kg
EN 10253-2	32 x 15	42.4	3.6	21.3	2.6	51	0.18
DIN 2616	32 x 15	42.4	3.6	21.3	3.2	50	0.17
EN 10253-2	32 x 15	42.4	4	21.3	3.2	51	0.19
DIN 2616	32 x 15	42.4	4	21.3	4	50	0.19
EN 10253-2	32 x 15	42.4	5	21.3	4	51	0.24
ASME B16.9	1¼" x ¾"	42.2	3.56 (STD / 40)	26.7	2.87 (STD / 40)	51	0.17
ASME B16.9	1¼" x ¾"	42.2	4.85 (XS / 80)	26.7	3.91 (XS / 80)	51	0.23
DIN 2616	32 x 20	42.4	2.6	26.9	2.3	50	0.13
EN 10253-2	32 x 20	42.4	2.6	26.9	2.3	51	0.13
EN 10253-2	32 x 20	42.4	3.6	26.9	2.6	51	0.18
DIN 2616	32 x 20	42.4	3.6	26.9	3.2	50	0.17
EN 10253-2	32 x 20	42.4	4	26.9	3.2	51	0.19
DIN 2616	32 x 20	42.4	4	26.9	4	50	0.19
EN 10253-2	32 x 20	42.4	5	26.9	4	51	0.24
ASME B16.9	1¼" x 1"	42.2	3.56 (STD / 40)	33.4	3.38 (STD / 40)	51	0.17
ASME B16.9	1¼" x 1"	42.2	4.85 (XS / 80)	33.4	4.55 (XS / 80)	51	0.23
ASME B16.9	1¼" x 1"	42.2	6.35 (160)	33.4	6.35 (160)	51	0.28
DIN 2616	32 x 25	42.4	2.6	33.7	2.6	50	0.13
EN 10253-2	32 x 25	42.4	2.6	33.7	2.6	51	0.13
DIN 2616	32 x 25	42.4	3.6	33.7	3.2	50	0.17
EN 10253-2	32 x 25	42.4	3.6	33.7	3.2	51	0.18
DIN 2616	32 x 25	42.4	4	33.7	4	50	0.19
EN 10253-2	32 x 25	42.4	4	33.7	4	51	0.19
EN 10253-2	32 x 25	42.4	5	33.7	4.5	51	0.24
EN 10253-2	32 x 25	42.4	6.3	33.7	5.6	51	0.29
DIN 2616	32 x 25	42.4	7.1	33.7	5.6	50	0.31
EN 10253-2	32 x 25	42.4	8	33.7	6.3	51	0.35
DIN 2616	32 x 25	42.4	8.8	33.7	6.3	50	0.36
DIN 2616	40 x 15	48.3	2.6	21.3	2	64	0.19
ASME B16.9	1½" x ½"	48.3	3.68 (STD / 40)	21.3	2.77 (STD / 40)	64	0.25
DIN 2616	40 x 15	48.3	4	21.3	3.2	64	0.28
DIN 2616	40 x 15	48.3	5	21.3	4	64	0.34
ASME B16.9	1½" x ½"	48.3	5.08 (XS / 80)	21.3	3.73 (XS / 80)	64	0.34
DIN 2616	40 x 15	48.3	6.3	21.3	4.5	64	0.42
ASME B16.9	1½" x ¾"	48.3	3.68 (STD / 40)	26.7	2.87 (STD / 40)	64	0.25
ASME B16.9	1½" x ¾"	48.3	5.08 (XS / 80)	26.7	3.91 (XS / 80)	64	0.34
EN 10253-2	40 x 20	48.3	2.6	26.9	2.3	64	0.19

* The products mentioned in above table according to EN 10253-2 can be manufactured also according to DIN 2616.

Standard	DN	D1	T	D2	T1	H	m
		mm	mm (SCH)	mm	mm (SCH)	mm	Kg
EN 10253-2	40 x 20	48.3	3.6	26.9	2.6	64	0.25
EN 10253-2	40 x 20	48.3	4	26.9	3.2	64	0.28
EN 10253-2	40 x 20	48.3	5	26.9	4	64	0.34
EN 10253-2	40 x 20	48.3	6.3	26.9	4.5	64	0.42
EN 10253-2	40 x 20	48.3	7.1	26.9	5.6	64	0.46
ASME B16.9	1½" x 1"	48.3	3.68 (STD / 40)	33.4	3.38 (STD / 40)	64	0.25
ASME B16.9	1½" x 1"	48.3	5.08 (XS / 80)	33.4	4.55 (XS / 80)	64	0.34
ASME B16.9	1½" x 1"	48.3	7.14 (160)	33.4	6.35 (160)	64	0.46
EN 10253-2	40 x 25	48.3	2.6	33.7	2.6	64	0.19
EN 10253-2	40 x 25	48.3	3.6	33.7	3.2	64	0.25
EN 10253-2	40 x 25	48.3	4	33.7	4	64	0.28
EN 10253-2	40 x 25	48.3	5	33.7	4.5	64	0.34
EN 10253-2	40 x 25	48.3	6.3	33.7	5.6	64	0.42
EN 10253-2	40 x 25	48.3	8	33.7	6.3	64	0.51
DIN 2616	40 x 32	48.3	2.6	38	2.6	64	0.19
DIN 2616	40 x 32	48.3	4	38	3.6	64	0.28
DIN 2616	40 x 32	48.3	5	38	4	64	0.34
DIN 2616	40 x 32	48.3	6.3	38	5	64	0.42
ASME B16.9	1½" x 1¼"	48.3	3.68 (STD / 40)	42.2	3.56 (STD / 40)	64	0.25
ASME B16.9	1½" x 1¼"	48.3	5.08 (XS / 80)	42.2	4.85 (XS / 80)	64	0.34
ASME B16.9	1½" x 1¼"	48.3	7.14 (160)	42.2	6.35 (160)	64	0.46
EN 10253-2	40 x 32	48.3	2.6	42.4	2.6	64	0.19
EN 10253-2	40 x 32	48.3	3.6	42.4	3.6	64	0.25
EN 10253-2	40 x 32	48.3	4	42.4	4	64	0.28
EN 10253-2	40 x 32	48.3	5	42.4	5	64	0.34
EN 10253-2	40 x 32	48.3	6.3	42.4	6.3	64	0.42
EN 10253-2	40 x 32	48.3	8	42.4	8	64	0.51
DIN 2616	50 x 15	60.3	2.9	21.3	2	76	0.31
ASME B16.9	2" x ½"	60.3	3.91 (STD / 40)	21.3	2.77 (STD / 40)	76	0.42
DIN 2616	50 x 15	60.3	4.5	21.3	3.2	76	0.47
ASME B16.9	2" x ½"	60.3	5.54 (XS / 80)	21.3	3.73 (XS / 80)	76	0.57
DIN 2616	50 x 15	60.3	5.6	21.3	4	76	0.57
ASME B16.9	2" x ¾"	60.3	3.91 (STD / 40)	26.7	2.87 (STD / 40)	76	0.42
ASME B16.9	2" x ¾"	60.3	5.54 (XS / 80)	26.7	3.91 (XS / 80)	76	0.57
EN 10253-2	50 x 20	60.3	2.9	26.9	2.3	76	0.31
EN 10253-2	50 x 20	60.3	3.6	26.9	2.6	76	0.38
EN 10253-2	50 x 20	60.3	4	26.9	3.2	76	0.42
EN 10253-2	50 x 20	60.3	5.6	26.9	4	76	0.57
ASME B16.9	2" x 1"	60.3	3.91 (STD / 40)	33.4	3.38 (STD / 40)	76	0.42
ASME B16.9	2" x 1"	60.3	5.54 (XS / 80)	33.4	4.55 (XS / 80)	76	0.57
EN 10253-2	50 x 25	60.3	2.9	33.7	2.6	76	0.31
EN 10253-2	50 x 25	60.3	3.6	33.7	3.2	76	0.38
EN 10253-2	50 x 25	60.3	4	33.7	4	76	0.42
EN 10253-2	50 x 25	60.3	5.6	33.7	4.5	76	0.57
EN 10253-2	50 x 25	60.3	7.1	33.7	5.6	76	0.71

* The products mentioned in above table according to EN 10253-2 can be manufactured also according to DIN 2616.

REDUCȚII
REDUCERS
REDUZIERSTÜCKEN



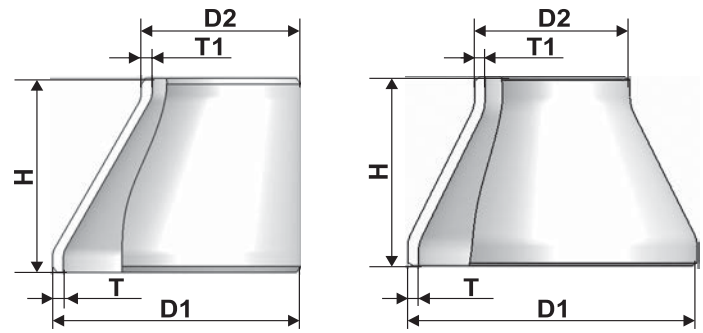
Standard	DN	D1	T	D2	T1	H	m
		mm	mm (SCH)	mm	mm (SCH)	mm	Kg
DIN 2616	50 x 32	60.3	2.9	38	2.6	76	0.31
DIN 2616	50 x 32	60.3	4.5	38	3.6	76	0.47
DIN 2616	50 x 32	60.3	5.6	38	4	76	0.57
ASME B16.9	2" x 1¼"	60.3	3.91 (STD / 40)	42.2	3.56 (STD / 40)	76	0.42
ASME B16.9	2" x 1¼"	60.3	5.54 (XS / 80)	42.2	4.85 (XS / 80)	76	0.57
ASME B16.9	2" x 1¼"	60.3	8.74 (160)	42.2	6.35 (160)	76	0.85
ASME B16.9	2" x 1¼"	60.3	11.07 (XXS)	42.2	9.7 (XXS)	76	1.02
EN 10253-2	50 x 32	60.3	2.9	42.4	2.6	76	0.31
EN 10253-2	50 x 32	60.3	3.6	42.4	3.6	76	0.38
EN 10253-2	50 x 32	60.3	4	42.4	4	76	0.42
EN 10253-2	50 x 32	60.3	5.6	42.4	5	76	0.57
EN 10253-2	50 x 32	60.3	7.1	42.4	6.3	76	0.71
EN 10253-2	50 x 32	60.3	8.8	42.4	8	76	0.85
EN 10253-2	50 x 32	60.3	11	42.4	10	76	1.02
EN 10253-2	50 x 40	60.3	2.9	48.3	2.6	76	0.31
EN 10253-2	50 x 40	60.3	3.6	48.3	3.6	76	0.38
ASME B16.9	2" x 1½"	60.3	3.91 (STD / 40)	48.3	3.68 (STD / 40)	76	0.42
EN 10253-2	50 x 40	60.3	4	48.3	4	76	0.42
ASME B16.9	2" x 1½"	60.3	5.54 (XS / 80)	48.3	5.08 (XS / 80)	76	0.57
EN 10253-2	50 x 40	60.3	5.6	48.3	5	76	0.57
EN 10253-2	50 x 40	60.3	7.1	48.3	6.3	76	0.71
ASME B16.9	2" x 1½"	60.3	8.74 (160)	48.3	7.14 (160)	76	0.85
EN 10253-2	50 x 40	60.3	8.8	48.3	8	76	0.85
EN 10253-2	50 x 40	60.3	11	48.3	10	76	1.02
ASME B16.9	2" x 1½"	60.3	11.07 (XXS)	48.3	10.15 (XXS)	76	1.02
ASME B16.9	2 ½ x 1 ¼	73	5.16 (STD / 40)	42.2	3.56 (STD / 40)	89	0.83
ASME B16.9	2 ½ x 1 ¼	73	7.01 (XS / 80)	42.2	4.85 (XS / 80)	89	1.03
ASME B16.9	2 ½ x 1 ¼	73	9.53 (160)	42.2	6.35 (160)	89	1.38
ASME B16.9	2 ½ x 1 ¼	73	14.02 (XXS)	42.2	9.7 (XXS)	89	1.83
ASME B16.9	2 ½ x 1 ½	73	5.16 (STD / 40)	48.3	3.68 (STD / 40)	89	0.83
ASME B16.9	2 ½ x 1 ½	73	7.01 (XS / 80)	48.3	5.08 (XS / 80)	89	1.03
ASME B16.9	2 ½ x 1 ½	73	9.53 (160)	48.3	7.14 (160)	89	1.38
ASME B16.9	2 ½ x 1 ½	73	14.02 (XXS)	48.3	10.15 (XXS)	89	1.83
ASME B16.9	2 ½ x 2	73	5.16 (STD / 40)	60.3	3.91 (STD / 40)	89	0.83
ASME B16.9	2 ½ x 2	73	7.01 (XS / 80)	60.3	5.54 (XS / 80)	89	1.03
ASME B16.9	2 ½ x 2	73	9.53 (160)	60.3	8.74 (160)	89	1.38
ASME B16.9	2 ½ x 2	73	14.02 (XXS)	60.3	11.07 (XXS)	89	1.83

* The products mentioned in above table according to EN 10253-2 can be manufactured also according to DIN 2616.

Standard	DN	D1	T	D2	T1	H	m
		mm	mm (SCH)	mm	mm (SCH)	mm	Kg
DIN 2616	65 x 25	76.1	2.9	33.7	2.6	90	0.47
EN 10253-2	65 x 25	76.1	2.9	33.7	2.6	89	0.47
EN 10253-2	65 x 25	76.1	3.6	33.7	3.2	89	0.57
DIN 2616	65 x 25	76.1	5	33.7	3.2	90	0.79
EN 10253-2	65 x 25	76.1	5.6	33.7	4	89	0.87
DIN 2616	65 x 25	76.1	7.1	33.7	4	90	1.09
EN 10253-2	65 x 25	76.1	7.1	33.7	4.5	89	1.08
EN 10253-2	65 x 25	76.1	8	33.7	5.6	89	1.20
DIN 2616	65 x 32	76.1	2.9	42.4	2.6	90	0.47
EN 10253-2	65 x 32	76.1	2.9	42.4	2.6	89	0.47
EN 10253-2	65 x 32	76.1	3.6	42.4	3.6	89	0.57
DIN 2616	65 x 32	76.1	5	42.4	3.6	90	0.79
EN 10253-2	65 x 32	76.1	5.6	42.4	4	89	0.87
DIN 2616	65 x 32	76.1	7.1	42.4	4	90	1.09
EN 10253-2	65 x 32	76.1	7.1	42.4	5	89	1.08
EN 10253-2	65 x 32	76.1	8	42.4	6.3	89	1.20
DIN 2616	65 x 40	76.1	2.9	48.3	2.6	90	0.47
EN 10253-2	65 x 40	76.1	2.9	48.3	2.6	89	0.47
EN 10253-2	65 x 40	76.1	3.6	48.3	3.6	89	0.57
DIN 2616	65 x 40	76.1	5	48.3	4	90	0.79
EN 10253-2	65 x 40	76.1	5.6	48.3	4	89	0.87
EN 10253-2	65 x 40	76.1	7.1	48.3	5	89	1.08
DIN 2616	65 x 40	76.1	7.1	48.3	5.6	90	1.09
EN 10253-2	65 x 40	76.1	8	48.3	6.3	89	1.20
DIN 2616	65 x 40	76.1	8	48.3	6.3	90	1.21
EN 10253-2	65 x 50	76.1	2.9	60.3	2.9	89	0.47
EN 10253-2	65 x 50	76.1	3.6	60.3	3.6	89	0.57
DIN 2616	65 x 50	76.1	5	60.3	4	90	0.79
EN 10253-2	65 x 50	76.1	5.6	60.3	4	89	0.87
EN 10253-2	65 x 50	76.1	7.1	60.3	5.6	89	1.08
DIN 2616	65 x 50	76.1	8	60.3	6.3	90	1.21
EN 10253-2	65 x 50	76.1	8	60.3	7.1	89	1.20
EN 10253-2	65 x 50	76.1	10	60.3	8.8	89	1.45
DIN 2616	65 x 50	76.1	12.5	60.3	10	90	1.76
ASME B16.9	3" x 1"	88.9	5.49 (STD / 40)	33.4	3.38 (STD / 40)	89	1.02
ASME B16.9	3" x 1"	88.9	7.62 (XS / 80)	33.4	4.55 (XS / 80)	89	1.42
DIN 2616	80 x 25	88.9	3.2	33.7	2.6	90	0.61
DIN 2616	80 x 25	88.9	5.6	33.7	3.2	90	1.04
DIN 2616	80 x 25	88.9	8	33.7	4	90	1.44
ASME B16.9	3" x 1¼"	88.9	5.49 (STD / 40)	42.2	3.56 (STD / 40)	89	1.02
ASME B16.9	3" x 1¼"	88.9	7.62 (XS / 80)	42.2	4.85 (XS / 80)	89	1.42
DIN 2616	80 x 32	88.9	3.2	42.4	2.6	90	0.61
EN 10253-2	80 x 32	88.9	3.2	42.4	2.6	89	0.60
EN 10253-2	80 x 32	88.9	4	42.4	3.6	89	0.75
DIN 2616	80 x 32	88.9	5.6	42.4	3.6	90	1.04

* The products mentioned in above table according to EN 10253-2 can be manufactured also according to DIN 2616.

REDUCȚII
REDUCERS
REDUZIERSTÜCKEN



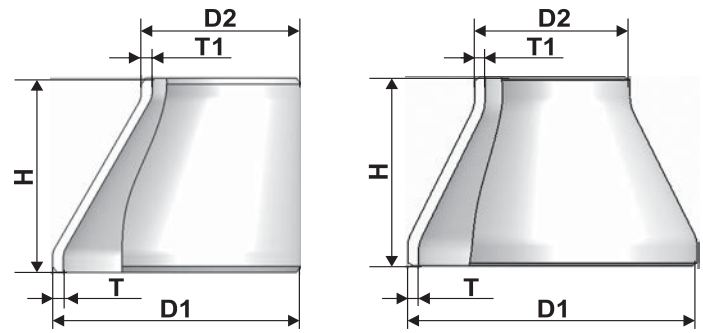
Standard	DN	D1	T	D2	T1	H	m
		mm	mm (SCH)	mm	mm (SCH)	mm	Kg
EN 10253-2	80 x 32	88.9	5.6	42.4	4	89	1.02
DIN 2616	80 x 32	88.9	8	42.4	4	90	1.44
EN 10253-2	80 x 32	88.9	8	42.4	5	89	1.42
EN 10253-2	80 x 32	88.9	8.8	42.4	6.3	89	1.55
DIN 2616	80 x 40	88.9	3.2	48.3	2.6	90	0.61
EN 10253-2	80 x 40	88.9	3.2	48.3	2.6	89	0.60
EN 10253-2	80 x 40	88.9	4	48.3	3.6	89	0.75
ASME B16.9	3" x 1½"	88.9	5.49 (STD / 40)	48.3	3.68 (STD / 40)	89	1.02
DIN 2616	80 x 40	88.9	5.6	48.3	4	90	1.04
EN 10253-2	80 x 40	88.9	5.6	48.3	4	89	1.02
ASME B16.9	3" x 1½"	88.9	7.62 (XS / 80)	48.3	5.08 (XS / 80)	89	1.42
DIN 2616	80 x 40	88.9	8	48.3	5	90	1.44
EN 10253-2	80 x 40	88.9	8	48.3	4	89	1.42
EN 10253-2	80 x 40	88.9	8.8	48.3	6.3	89	1.55
DIN 2616	80 x 40	88.9	10	48.3	6.3	90	1.75
EN 10253-2	80 x 40	88.9	11	48.3	8	89	1.88
ASME B16.9	3" x 1½"	88.9	11.13 (160)	48.3	7.14 (160)	89	1.88
DIN 2616	80 x 50	88.9	3.2	60.3	2.9	90	0.61
EN 10253-2	80 x 50	88.9	3.2	60.3	2.9	89	0.60
EN 10253-2	80 x 50	88.9	4	60.3	3.6	89	0.75
ASME B16.9	3" x 2"	88.9	5.49 (STD / 40)	60.3	3.91 (STD / 40)	89	1.02
EN 10253-2	80 x 50	88.9	5.6	60.3	4	89	1.02
DIN 2616	80 x 50	88.9	5.6	60.3	4.5	90	1.04
ASME B16.9	3" x 2"	88.9	7.62 (XS / 80)	60.3	5.54 (XS / 80)	89	1.42
DIN 2616	80 x 50	88.9	8	60.3	5.6	90	1.44
EN 10253-2	80 x 50	88.9	8	60.3	5.6	89	1.42
EN 10253-2	80 x 50	88.9	8.8	60.3	7.1	89	1.55
DIN 2616	80 x 50	88.9	10	60.3	7.1	90	1.75
EN 10253-2	80 x 50	88.9	11	60.3	8.8	89	1.88
ASME B16.9	3" x 2"	88.9	11.13 (160)	60.3	8.74 (160)	89	1.88
ASME B16.9	3" x 2½"	88.9	5.49 (STD / 40)	73	5.16 (STD / 40)	89	1.02
ASME B16.9	3" x 2½"	88.9	7.62 (XS / 80)	73	7.01 (XS / 80)	89	1.42
ASME B16.9	3" x 2½"	88.9	11.13 (160)	73	9.53 (160)	89	1.88
DIN 2616	80 x 65	88.9	3.2	76.1	2.9	90	0.61
EN 10253-2	80 x 65	88.9	3.2	76.1	2.9	89	0.60
EN 10253-2	80 x 65	88.9	4	76.1	3.6	89	0.75
DIN 2616	80 x 65	88.9	5.6	76.1	5	90	1.02

* The products mentioned in above table according to EN 10253-2 can be manufactured also according to DIN 2616.

Standard	DN	D1	T	D2	T1	H	m
		mm	mm (SCH)	mm	mm (SCH)	mm	Kg
EN 10253-2	80 x 65	88.9	5.6	76.1	5.6	89	1.02
DIN 2616	80 x 65	88.9	8	76.1	7.1	90	1.44
EN 10253-2	80 x 65	88.9	8	76.1	7.1	89	1.42
EN 10253-2	80 x 65	88.9	8.8	76.1	8	89	1.55
DIN 2616	80 x 65	88.9	10	76.1	8.8	90	1.75
EN 10253-2	80 x 65	88.9	11	76.1	10	89	1.88
DIN 2616	90 x 50	101.6	3.6	60.3	2.9	100	0.87
DIN 2616	90 x 50	101.6	5.6	60.3	4.5	100	1.33
DIN 2616	90 x 50	101.6	8.8	60.3	5.6	100	2.01
DIN 2616	90 x 65	101.6	3.6	76.1	2.9	100	0.87
DIN 2616	90 x 65	101.6	5.6	76.1	5	100	1.33
DIN 2616	90 x 65	101.6	8.8	76.1	7.1	100	2.01
DIN 2616	90 x 80	101.6	3.6	88.9	3.2	100	0.87
DIN 2616	90 x 80	101.6	5.6	88.9	5.6	100	1.33
DIN 2616	90 x 80	101.6	8	88.9	8	100	1.85
DIN 2616	100 x 50	108	3.6	60.3	2.9	100	0.93
DIN 2616	100 x 50	108	6.3	60.3	4.5	100	1.58
DIN 2616	100 x 50	108	8.8	60.3	5.6	100	2.15
DIN 2616	100 x 65	108	3.6	76.1	2.9	100	0.93
DIN 2616	100 x 65	108	6.3	76.1	5	100	1.58
DIN 2616	100 x 65	108	8.8	76.1	7.1	100	2.15
DIN 2616	100 x 80	108	3.6	88.9	3.2	100	0.93
DIN 2616	100 x 80	108	6.3	88.9	5.6	100	1.58
DIN 2616	100 x 80	108	8.8	88.9	8	100	2.15
ASME B16.9	4" x 1¼"	114.3	6.02 (STD / 40)	42.2	3.56 (STD / 40)	102	1.71
ASME B16.9	4" x 1¼"	114.3	8.56 (XS / 80)	42.2	4.85 (XS / 80)	102	2.34
DIN 2616	100 x 32	114.3	3.6	42.4	2.6	100	0.98
DIN 2616	100 x 32	114.3	6.3	42.4	3.6	100	1.68
DIN 2616	100 x 32	114.3	8.8	42.4	4	100	2.29
EN 10253-2	100 x 40	114.3	3.6	48.3	2.6	102	1.00
DIN 2616	100 x 40	114.3	3.6	48.3	2.6	100	0.98
EN 10253-2	100 x 40	114.3	4.5	48.3	3.6	102	1.24
ASME B16.9	4" x 1½"	114.3	6.02 (STD / 40)	48.3	3.68 (STD / 40)	102	1.71
DIN 2616	100 x 40	114.3	6.3	48.3	4	100	1.68
EN 10253-2	100 x 40	114.3	6.3	48.3	4	102	1.71
ASME B16.9	4" x 1½"	114.3	8.56 (XS / 80)	48.3	5.08 (XS / 80)	102	2.34
DIN 2616	100 x 40	114.3	8.8	48.3	5	100	2.29
EN 10253-2	100 x 40	114.3	8.8	48.3	5	102	2.34
DIN 2616	100 x 50	114.3	3.6	60.3	2.9	100	0.98
EN 10253-2	100 x 50	114.3	3.6	60.3	2.9	102	1.00
EN 10253-2	100 x 50	114.3	4.5	60.3	3.6	102	1.24
ASME B16.9	4" x 2"	114.3	6.02 (STD / 40)	60.3	3.91 (STD / 40)	102	1.71
EN 10253-2	100 x 50	114.3	6.3	60.3	4	102	1.71
DIN 2616	100 x 50	114.3	6.3	60.3	4.5	100	1.68
ASME B16.9	4" x 2"	114.3	8.56 (XS / 80)	60.3	5.54 (XS / 80)	102	2.34

* The products mentioned in above table according to EN 10253-2 can be manufactured also according to DIN 2616.

REDUCȚII
REDUCERS
REDUZIERSTÜCKEN



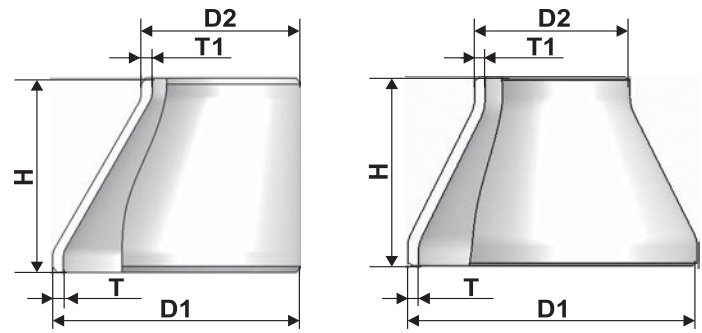
Standard	DN	D1	T	D2	T1	H	m
		mm	mm (SCH)	mm	mm (SCH)	mm	Kg
DIN 2616	100 x 50	114.3	8.8	60.3	5.6	100	2.29
EN 10253-2	100 x 50	114.3	8.8	60.3	5.6	102	2.34
EN 10253-2	100 x 50	114.3	11	60.3	7.1	102	2.86
ASME B16.9	4" x 2"	114.3	11.13 (120)	60.3	8.74 (160)	102	2.86
ASME B16.9	4" x 2½"	114.3	6.02 (STD / 40)	73	5.16 (STD / 40)	102	1.71
ASME B16.9	4" x 2½"	114.3	8.56 (XS / 80)	73	7.01 (XS / 80)	102	2.34
ASME B16.9	4" x 2½"	114.3	11.13 (120)	73	9.53 (160)	102	2.86
DIN 2616	100 x 65	114.3	3.6	76.1	2.9	100	0.98
EN 10253-2	100 x 65	114.3	3.6	76.1	2.9	102	1.00
EN 10253-2	100 x 65	114.3	4.5	76.1	3.6	102	1.24
DIN 2616	100 x 65	114.3	6.3	76.1	5	100	1.68
EN 10253-2	100 x 65	114.3	6.3	76.1	5.6	102	1.71
DIN 2616	100 x 65	114.3	8.8	76.1	7.1	100	2.29
EN 10253-2	100 x 65	114.3	8.8	76.1	7.1	102	2.34
EN 10253-2	100 x 65	114.3	11	76.1	8	102	2.86
DIN 2616	100 x 80	114.3	3.6	88.9	3.2	100	0.98
EN 10253-2	100 x 80	114.3	3.6	88.9	3.2	102	1.00
EN 10253-2	100 x 80	114.3	4.5	88.9	4	102	1.24
ASME B16.9	4" x 3"	114.3	6.02 (STD / 40)	88.9	5.49 (STD / 40)	102	1.71
DIN 2616	100 x 80	114.3	6.3	88.9	5.6	100	1.68
EN 10253-2	100 x 80	114.3	6.3	88.9	5.6	102	1.71
ASME B16.9	4" x 3"	114.3	8.56 (XS / 80)	88.9	7.62 (XS / 80)	102	2.34
DIN 2616	100 x 80	114.3	8.8	88.9	8	100	2.29
EN 10253-2	100 x 80	114.3	8.8	88.9	8	102	2.34
EN 10253-2	100 x 80	114.3	11	88.9	8.8	102	2.86
ASME B16.9	4" x 3"	114.3	11.13 (120)	88.9	11.13 (160)	102	2.86
DIN 2616	125 x 50	133	4	60.3	2.9	127	1.62
DIN 2616	125 x 50	133	6.3	60.3	4.5	127	2.50
DIN 2616	125 x 50	133	10	60.3	5.6	127	3.85
DIN 2616	125 x 65	133	4	76.1	2.9	127	1.62
DIN 2616	125 x 65	133	6.3	76.1	5	127	2.50
DIN 2616	125 x 65	133	10	76.1	7.1	127	3.85
DIN 2616	125 x 80	133	4	88.9	3.2	127	1.62
DIN 2616	125 x 80	133	6.3	88.9	5.6	127	2.50
DIN 2616	125 x 80	133	10	88.9	8.8	127	3.85
DIN 2616	125 x 100	133	4	108	3.6	127	1.62
DIN 2616	125 x 100	133	6.3	108	6.3	127	2.50

* The products mentioned in above table according to EN 10253-2 can be manufactured also according to DIN 2616.

Standard	DN	D1	T	D2	T1	H	m
		mm	mm (SCH)	mm	mm (SCH)	mm	Kg
DIN 2616	125 x 100	133	10	108	8.8	127	3.85
DIN 2616	125 x 100	133	4	114.3	3.6	127	1.62
DIN 2616	125 x 100	133	6.3	114.3	6.3	127	2.50
DIN 2616	125 x 100	133	10	114.3	8.8	127	3.85
EN 10253-2	125 x 50	139.7	4	60.3	2.9	127	1.70
EN 10253-2	125 x 50	139.7	5	60.3	3.6	127	2.11
EN 10253-2	125 x 50	139.7	6.3	60.3	4	127	2.63
EN 10253-2	125 x 50	139.7	10	60.3	5.6	127	4.06
EN 10253-2	125 x 50	139.7	12.5	60.3	7.1	127	4.98
ASME B16.9	5" x 2"	141.3	6.55 (STD / 40)	60.3	3.91 (STD / 40)	127	2.66
ASME B16.9	5" x 2"	141.3	9.53 (XS / 80)	60.3	5.54 (XS / 80)	127	4.11
ASME B16.9	5" x 2½"	141.3	6.55 (STD / 40)	73	5.16 (STD / 40)	127	2.66
ASME B16.9	5" x 2½"	141.3	9.53 (XS / 80)	73	7.01 (XS / 80)	127	4.11
ASME B16.9	5" x 2½"	141.3	12.7 (120)	73	9.53 (160)	127	5.04
ASME B16.9	5" x 2½"	141.3	15.88 (160)	73	9.53 (160)	127	6.28
EN 10253-2	125 x 65	139.7	4	76.1	2.9	127	1.70
EN 10253-2	125 x 65	139.7	5	76.1	3.6	127	2.11
EN 10253-2	125 x 65	139.7	6.3	76.1	5.6	127	2.63
EN 10253-2	125 x 65	139.7	10	76.1	7.1	127	4.06
EN 10253-2	125 x 65	139.7	12.5	76.1	8	127	4.98
EN 10253-2	125 x 65	139.7	16	76.1	10	127	6.20
EN 10253-2	125 x 80	139.7	4	88.9	3.2	127	1.70
EN 10253-2	125 x 80	139.7	5	88.9	4	127	2.11
EN 10253-2	125 x 80	139.7	6.3	88.9	5.6	127	2.63
EN 10253-2	125 x 80	139.7	10	88.9	8	127	4.06
EN 10253-2	125 x 80	139.7	12.5	88.9	8.8	127	4.98
EN 10253-2	125 x 80	139.7	16	88.9	11	127	6.20
ASME B16.9	5" x 3"	141.3	6.55 (STD / 40)	88.9	5.49 (STD / 40)	127	2.66
ASME B16.9	5" x 3"	141.3	9.53 (XS / 80)	88.9	7.62 (XS / 80)	127	4.11
ASME B16.9	5" x 3"	141.3	12.7 (120)	88.9	11.13 (160)	127	5.04
ASME B16.9	5" x 3"	141.3	15.88 (160)	88.9	11.13 (160)	127	6.28
DIN 2616	125 x 90	139.7	4	101.6	3.6	127	1.70
DIN 2616	125 x 90	139.7	6.3	101.6	5.6	127	2.63
DIN 2616	125 x 90	139.7	10	101.6	8.8	127	4.06
EN 10253-2	125 x 100	139.7	4	114.3	3.6	127	1.70
EN 10253-2	125 x 100	139.7	5	114.3	4.5	127	2.11
EN 10253-2	125 x 100	139.7	6.3	114.3	6.3	127	2.63
EN 10253-2	125 x 100	139.7	10	114.3	8.8	127	4.06
EN 10253-2	125 x 100	139.7	12.5	114.3	11	127	4.98
EN 10253-2	125 x 100	139.7	16	114.3	14.2	127	6.20
ASME B16.9	5" x 4"	141.3	6.55 (STD / 40)	114.3	6.02 (STD / 40)	127	2.66
ASME B16.9	5" x 4"	141.3	9.53 (XS / 80)	114.3	8.56 (XS / 80)	127	4.11
ASME B16.9	5" x 4"	141.3	12.7 (120)	114.3	11.13 (120)	127	5.04
ASME B16.9	5" x 4"	141.3	15.88 (160)	114.3	13.49 (160)	127	6.28
DIN 2616	150 x 65	159	4.5	76.1	2.9	140	2.40

* The products mentioned in above table according to EN 10253-2 can be manufactured also according to DIN 2616.

REDUCȚII
REDUCERS
REDUZIERSTÜCKEN



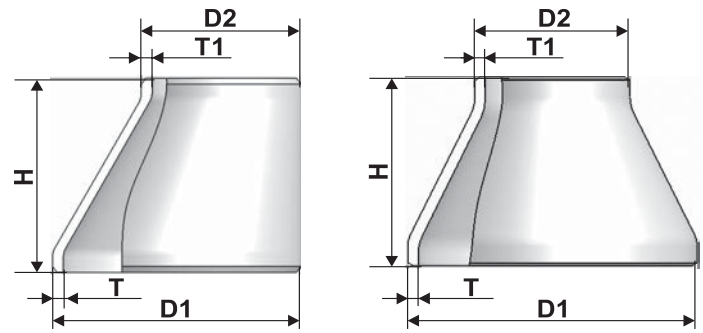
Standard	DN	D1	T	D2	T1	H	m
		mm	mm (SCH)	mm	mm (SCH)		mm
DIN 2616	150 x 65	159	7.1	76.1	5	140	3.72
DIN 2616	150 x 65	159	11	76.1	7.1	140	5.62
DIN 2616	150 x 80	159	4.5	88.9	3.2	140	2.40
DIN 2616	150 x 80	159	7.1	88.9	5.6	140	3.72
DIN 2616	150 x 80	159	11	88.9	8	140	5.62
DIN 2616	150 x 100	159	4.5	108	3.6	140	2.40
DIN 2616	150 x 100	159	7.1	108	6.3	140	3.72
DIN 2616	150 x 100	159	11	108	8.8	140	5.62
DIN 2616	150 x 100	159	4.5	114.3	3.6	140	2.40
DIN 2616	150 x 100	159	7.1	114.3	6.3	140	3.72
DIN 2616	150 x 100	159	11	114.3	8.8	140	5.62
DIN 2616	150 x 125	159	4.5	133	4	140	2.40
DIN 2616	150 x 125	159	7.1	133	6.3	140	3.72
DIN 2616	150 x 125	159	11	133	10	140	5.62
DIN 2616	150 x 50	168.3	4.5	60.3	2.9	140	2.54
DIN 2616	150 x 50	168.3	7.1	60.3	4.5	140	3.95
ASME B16.9	6" x 2"	168.3	7.11 (STD / 40)	60.3	3.91 (STD / 40)	140	3.95
ASME B16.9	6" x 2"	168.3	10.97 (XS / 80)	60.3	5.54 (XS / 80)	140	5.97
DIN 2616	150 x 50	168.3	11	60.3	5.6	140	5.97
ASME B16.9	6" x 2½"	168.3	7.11 (STD / 40)	73	5.16 (STD / 40)	140	3.95
ASME B16.9	6" x 2½"	168.3	10.97 (XS / 80)	73	7.01 (XS / 80)	140	5.97
EN 10253-2	150 x 65	168.3	4.5	76.1	2.9	140	2.54
EN 10253-2	150 x 65	168.3	5.6	76.1	3.6	140	3.15
EN 10253-2	150 x 65	168.3	7.1	76.1	5.6	140	3.95
EN 10253-2	150 x 65	168.3	11	76.1	7.1	140	5.97
EN 10253-2	150 x 80	168.3	4.5	88.9	3.2	140	2.54
EN 10253-2	150 x 80	168.3	5.6	88.9	4	140	3.15
EN 10253-2	150 x 80	168.3	7.1	88.9	5.6	140	3.95
ASME B16.9	6" x 3"	168.3	7.11 (STD / 40)	88.9	5.49 (STD / 40)	140	3.95
ASME B16.9	6" x 3"	168.3	10.97 (XS / 80)	88.9	7.62 (XS / 80)	140	5.97
EN 10253-2	150 x 80	168.3	11	88.9	8	140	5.97
EN 10253-2	150 x 80	168.3	14.2	88.9	8.8	140	7.56
ASME B16.9	6" x 3"	168.3	14.27 (120)	88.9	11.13 (160)	140	7.56
EN 10253-2	150 x 80	168.3	16.0	88.9	12.5	140	8.41
EN 10253-2	150 x 100	168.3	4.5	114.3	3.6	140	2.54
EN 10253-2	150 x 100	168.3	5.6	114.3	4.5	140	3.15
EN 10253-2	150 x 100	168.3	7.1	114.3	6.3	140	3.95

* The products mentioned in above table according to EN 10253-2 can be manufactured also according to DIN 2616.

Standard	DN	D1	T	D2	T1	H	m
		mm	mm (SCH)	mm	mm (SCH)	mm	Kg
ASME B16.9	6" x 4"	168.3	7.11 (STD / 40)	114.3	6.02 (STD / 40)	140	3.95
ASME B16.9	6" x 4"	168.3	10.97 (XS / 80)	114.3	8.56 (XS / 80)	140	5.97
EN 10253-2	150 x 100	168.3	11	114.3	8.8	140	5.97
EN 10253-2	150 x 100	168.3	14.2	114.3	11	140	7.56
ASME B16.9	6" x 4"	168.3	14.27 (120)	114.3	11.13 (120)	140	7.56
EN 10253-2	150 x 100	168.3	17.5	114.3	14.2	140	9.11
ASME B16.9	6" x 4"	168.3	18.26 (160)	114.3	13.49 (160)	140	9.34
DIN 2616	150 x 125	168.3	4.5	133	4	140	2.54
DIN 2616	150 x 125	168.3	7.1	133	6.3	140	3.95
DIN 2616	150 x 125	168.3	11	133	10	140	5.97
EN 10253-2	150 x 125	168.3	4.5	139.7	4	140	2.54
EN 10253-2	150 x 125	168.3	5.6	139.7	5	140	3.15
EN 10253-2	150 x 125	168.3	7.1	139.7	6.3	140	3.95
EN 10253-2	150 x 125	168.3	11	139.7	10	140	5.97
EN 10253-2	150 x 125	168.3	14.2	139.7	12.5	140	7.56
EN 10253-2	150 x 125	168.3	17.5	139.7	16	140	9.11
ASME B16.9	6" x 5"	168.3	7.11 (STD / 40)	141.3	6.55 (STD / 40)	140	3.95
ASME B16.9	6" x 5"	168.3	10.97 (XS / 80)	141.3	9.53 (XS / 80)	140	5.97
ASME B16.9	6" x 5"	168.3	14.27 (120)	141.3	12.7 (120)	140	7.56
ASME B16.9	6" x 5"	168.3	18.26 (160)	141.3	15.88 (160)	140	9.34
DIN 2616	175 x 125	193.7	5.6	139.7	4	152	3.95
EN 10253-2	200 x 80	219.1	6.3	88.9	3.2	152	5.03
ASME B16.9	8" x 3"	219.1	6.35 (20)	88.9	5.49 (STD / 40)	152	5.03
ASME B16.9	8" x 3"	219.1	7.04 (30)	88.9	5.49 (STD / 40)	152	5.64
EN 10253-2	200 x 80	219.1	7.1	88.9	4	152	5.64
EN 10253-2	200 x 80	219.1	8	88.9	5.6	152	6.33
ASME B16.9	8" x 3"	219.1	8.18 (STD / 40)	88.9	5.49 (STD / 40)	152	6.33
ASME B16.9	8" x 3"	219.1	10.31 (60)	88.9	7.62 (XS / 80)	152	8.07
EN 10253-2	200 x 80	219.1	12.5	88.9	8	152	9.68
ASME B16.9	8" x 3"	219.1	12.7 (XS / 80)	88.9	7.62 (XS / 80)	152	9.68
EN 10253-2	200 x 100	219.1	6.3	114.3	3.6	152	5.03
ASME B16.9	8" x 4"	219.1	6.35 (20)	114.3	6.02 (STD / 40)	152	5.03
ASME B16.9	8" x 4"	219.1	7.04 (30)	114.3	6.02 (STD / 40)	152	5.64
EN 10253-2	200 x 100	219.1	7.1	114.3	5.6	152	5.64
EN 10253-2	200 x 100	219.1	8	114.3	6.3	152	6.33
ASME B16.9	8" x 4"	219.1	8.18 (STD / 40)	114.3	6.02 (STD / 40)	152	6.33
ASME B16.9	8" x 4"	219.1	10.31 (60)	114.3	8.56 (XS / 80)	152	8.07
EN 10253-2	200 x 100	219.1	12.5	114.3	8.8	152	9.68
ASME B16.9	8" x 4"	219.1	12.7 (XS / 80)	114.3	8.56 (XS / 80)	152	9.68
ASME B16.9	8" x 4"	219.1	15.09 (100)	114.3	11.13 (120)	152	11.48
EN 10253-2	200 x 100	219.1	16	114.3	11	152	12.18
DIN 2616	200 x 125	219.1	6.3	133	4	152	5.03
DIN 2616	200 x 125	219.1	8	133	6.3	152	6.33
DIN 2616	200 x 125	219.1	12.5	133	10	152	9.68
EN 10253-2	200 x 125	219.1	6.3	139.7	4	152	5.03

* The products mentioned in above table according to EN 10253-2 can be manufactured also according to DIN 2616.

REDUCȚII
REDUCERS
REDUZIERSTÜCKEN



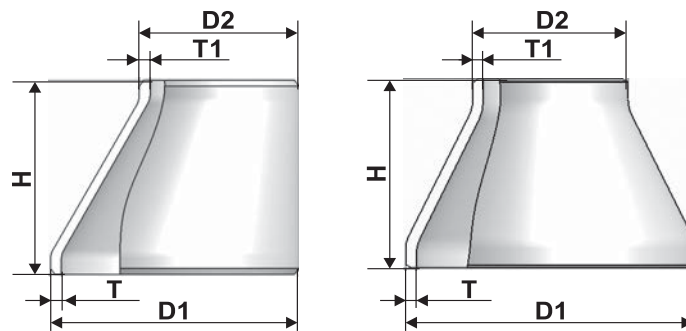
Standard	DN	D1	T	D2	T1	H	m
		mm	mm (SCH)	mm	mm (SCH)	mm	Kg
EN 10253-2	200 x 125	219.1	7.1	139.7	5	152	5.64
EN 10253-2	200 x 125	219.1	8	139.7	6.3	152	6.33
EN 10253-2	200 x 125	219.1	12.5	139.7	10	152	9.68
EN 10253-2	200 x 125	219.1	16	139.7	12.5	152	12.18
EN 10253-2	200 x 125	219.1	17.5	139.7	16	152	13.22
ASME B16.9	8" x 5"	219.1	7.04 (30)	141.3	6.55 (STD / 40)	152	5.64
ASME B16.9	8" x 5"	219.1	8.18 (STD / 40)	141.3	6.55 (STD / 40)	152	6.33
ASME B16.9	8" x 5"	219.1	10.31 (60)	141.3	9.53 (XS / 80)	152	8.07
ASME B16.9	8" x 5"	219.1	12.7 (XS / 80)	141.3	9.53 (XS / 80)	152	9.68
ASME B16.9	8" x 5"	219.1	15.09 (100)	141.3	12.7 (120)	152	11.48
ASME B16.9	8" x 5"	219.1	18.26 (120)	141.3	12.7 (120)	152	13.57
DIN 2616	200 x 150	219.1	6.3	159	4.5	152	5.03
DIN 2616	200 x 150	219.1	8	159	7.1	152	6.33
DIN 2616	200 x 150	219.1	12.5	159	11	152	9.68
EN 10253-2	200 x 150	219.1	6.3	168.3	4.5	152	5.03
EN 10253-2	200 x 150	219.1	7.1	168.3	5.6	152	5.64
EN 10253-2	200 x 150	219.1	8	168.3	7.1	152	6.33
ASME B16.9	8" x 6"	219.1	8.18 (STD / 40)	168.3	7.11 (STD / 40)	152	6.33
ASME B16.9	8" x 6"	219.1	10.31 (60)	168.3	7.11 (STD / 40)	152	8.07
EN 10253-2	200 x 150	219.1	12.5	168.3	11	152	9.68
ASME B16.9	8" x 6"	219.1	12.7 (XS / 80)	168.3	10.97 (XS / 80)	152	9.68
ASME B16.9	8" x 6"	219.1	15.09 (100)	168.3	14.27 (120)	152	11.48
EN 10253-2	200 x 150	219.1	16	168.3	14.2	152	12.18
EN 10253-2	200 x 150	219.1	17.5	168.3	17.5	152	13.22
ASME B16.9	8" x 6"	219.1	18.26 (120)	168.3	14.27 (120)	152	13.57
EN 10253-2	250 x 100	273	6.3	114.3	3.6	178	7.38
ASME B16.9	10" x 4"	273	6.35 (20)	114.3	6.02 (STD / 40)	178	7.38
ASME B16.9	10" x 4"	273	7.8 (30)	114.3	6.02 (STD / 40)	178	9.31
EN 10253-2	250 x 100	273	8.8	114.3	4.5	178	10.21
ASME B16.9	10" x 4"	273	9.27 (STD / 40)	114.3	6.02 (STD / 40)	178	11.55
EN 10253-2	250 x 100	273	10	114.3	6.3	178	11.55
EN 10253-2	250 x 100	273	12.5	114.3	8.8	178	14.29
ASME B16.9	10" x 4"	273	12.7 (XS / 60)	114.3	8.56 (XS / 80)	178	14.29
ASME B16.9	10" x 4"	273	15.09 (80)	114.3	13.49 (160)	178	16.99
EN 10253-2	250 x 100	273	16	114.3	11	178	18.05
ASME B16.9	10" x 5"	273	7.8 (30)	141.3	6.55 (STD / 40)	178	9.31
EN 10253-2	250 x 125	273	6.3	139.7	4	178	7.38

* The products mentioned in above table according to EN 10253-2 can be manufactured also according to DIN 2616.

Standard	DN	D1	T	D2	T1	H	m
		mm	mm (SCH)	mm	mm (SCH)	mm	Kg
EN 10253-2	250 x 125	273	8.8	139.7	5	178	10.21
EN 10253-2	250 x 125	273	10	139.7	6.3	178	11.55
EN 10253-2	250 x 125	273	12.5	139.7	10	178	14.29
EN 10253-2	250 x 125	273	16	139.7	14.2	178	18.05
EN 10253-2	250 x 125	273	18	139.7	12.5	178	19.63
ASME B16.9	10" x 5"	273	9.27 (STD / 40)	141.3	6.55 (STD / 40)	178	11.55
ASME B16.9	10" x 5"	273	12.7 (XS / 60)	141.3	9.53 (XS / 80)	178	14.29
ASME B16.9	10" x 5"	273	15.09 (80)	141.3	12.7 (120)	178	16.99
ASME B16.9	10" x 5"	273	18.26 (100)	141.3	15.88 (160)	178	20.15
EN 10253-2	250 x 150	273	5	168.3	4	178	5.88
EN 10253-2	250 x 150	273	6.3	168.3	4.5	178	7.38
ASME B16.9	10" x 6"	273	7.8 (30)	168.3	7.11 (STD / 40)	178	9.31
EN 10253-2	250 x 150	273	8.8	168.3	5.6	178	10.21
ASME B16.9	10" x 6"	273	9.27 (STD/ 40)	168.3	7.11 (STD / 40)	178	11.55
EN 10253-2	250 x 150	273	10	168.3	7.1	178	11.55
EN 10253-2	250 x 150	273	12.5	168.3	11	178	14.29
ASME B16.9	10" x 6"	273	12.7 (XS / 60)	168.3	10.97 (XS / 80)	178	14.29
ASME B16.9	10" x 6"	273	15.09 (80)	168.3	10.97 (XS / 80)	178	16.99
EN 10253-2	250 x 150	273	16	168.3	14.2	178	18.05
ASME B16.9	10" x 6"	273	18.26 (100)	168.3	14.27 (120)	178	20.15
EN 10253-2	250 x 200	273	5	219.1	4.5	178	5.88
EN 10253-2	250 x 200	273	6.3	219.1	6.3	178	7.38
ASME B16.9	10" x 8"	273	6.35 (20)	219.1	6.35 (20)	178	7.38
ASME B16.9	10" x 8"	273	7.8 (30)	219.1	7.04 (30)	178	9.31
EN 10253-2	250 x 200	273	8.8	219.1	7.1	178	10.21
ASME B16.9	10" x 8"	273	9.27 (STD/ 40)	219.1	8.18 (STD / 40)	178	11.55
EN 10253-2	250 x 200	273	10	219.1	8	178	11.55
EN 10253-2	250 x 200	273	12.5	219.1	12.5	178	14.29
ASME B16.9	10" x 8"	273	12.7 (XS / 60)	219.1	10.31 (60)	178	14.29
ASME B16.9	10" x 8"	273	15.09 (80)	219.1	12.7 (XS / 80)	178	16.99
EN 10253-2	250 x 200	273	16	219.1	16	178	18.05
ASME B16.9	10" x 8"	273	18.26 (100)	219.1	15.09 (100)	178	20.15
ASME B16.9	10" x 8"	273	21.44 (120)	219.1	18.26 (120)	178	24.24
EN 10253-2	250 x 200	273	22.2	219.1	17.5	178	24.44
ASME B16.9	12" x 4"	323.8	6.35 (20)	114.3	6.02 (STD / 40)	203	11.26
ASME B16.9	12" x 4"	323.8	8.38 (30)	114.3	6.02 (STD / 40)	203	13.88
ASME B16.9	12" x 4"	323.8	9.53 (STD)	114.3	6.02 (STD / 40)	203	15.71
ASME B16.9	12" x 4"	323.8	10.31 (40)	114.3	6.02 (STD / 40)	203	16.18
ASME B16.9	12" x 4"	323.8	12.7 (XS)	114.3	8.56 (XS / 80)	203	19.48
ASME B16.9	12" x 4"	323.8	14.27 (60)	114.3	8.56 (XS / 80)	203	22.01
DIN 2616	300 x 100	323.9	7.1	114.3	3.6	203	11.26
DIN 2616	300 x 100	323.9	8.8	114.3	6.3	203	13.88
DIN 2616	300 x 100	323.9	10	114.3	6.3	203	15.71
DIN 2616	300 x 100	323.9	11	114.3	7.1	203	17.23
DIN 2616	300 x 100	323.9	12.5	114.3	8	203	19.49

* The products mentioned in above table according to EN 10253-2 can be manufactured also according to DIN 2616.

REDUCȚII
REDUCERS
REDUZIERSTÜCKEN



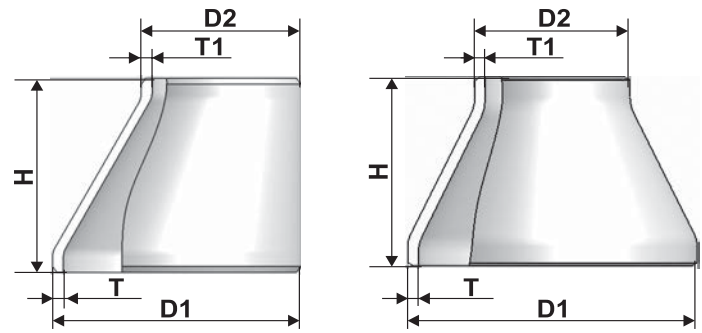
Standard	DN	D1	T	D2	T1	H	m
		mm	mm (SCH)	mm	mm (SCH)		
DIN 2616	300 x 100	323.9	16	114.3	8.8	203	24.66
ASME B16.9	12" x 5"	323.8	8.38 (30)	141.3	6.55 (STD / 40)	203	13.88
ASME B16.9	12" x 5"	323.8	9.53 (STD)	141.3	6.55 (STD / 40)	203	15.71
ASME B16.9	12" x 5"	323.8	10.31 (40)	141.3	6.55 (STD / 40)	203	16.18
ASME B16.9	12" x 5"	323.8	12.7 (XS)	141.3	9.53 (XS / 80)	203	19.48
ASME B16.9	12" x 5"	323.8	14.27 (60)	141.3	9.53 (XS / 80)	203	22.01
EN 10253-2	300 x 125	323.9	7.1	139.7	4	203	11.26
EN 10253-2	300 x 125	323.9	8.8	139.7	5	203	13.88
EN 10253-2	300 x 125	323.9	10	139.7	6.3	203	15.71
EN 10253-2	300 x 125	323.9	12.5	139.7	10	203	19.49
EN 10253-2	300 x 125	323.9	17.5	139.7	12.5	203	26.84
ASME B16.9	12" x 6"	323.8	8.38 (30)	168.3	7.11 (STD / 40)	203	13.88
ASME B16.9	12" x 6"	323.8	9.53 (STD)	168.3	7.11 (STD / 40)	203	15.71
ASME B16.9	12" x 6"	323.8	10.31 (40)	168.3	7.11 (STD / 40)	203	16.18
ASME B16.9	12" x 6"	323.8	12.7 (XS)	168.3	10.97 (XS / 80)	203	19.48
ASME B16.9	12" x 6"	323.8	14.27 (60)	168.3	10.97 (XS / 80)	203	22.01
ASME B16.9	12" x 6"	323.8	17.48 (80)	168.3	10.97 (XS / 80)	203	26.83
EN 10253-2	300 x 150	323.9	7.1	168.3	4.5	203	11.26
EN 10253-2	300 x 150	323.9	8.8	168.3	5.6	203	13.88
EN 10253-2	300 x 150	323.9	10	168.3	7.1	203	15.71
EN 10253-2	300 x 150	323.9	12.5	168.3	11	203	19.49
EN 10253-2	300 x 150	323.9	17.5	168.3	14.2	203	26.84
ASME B16.9	12" x 8"	323.8	6.35 (20)	219.1	6.35 (20)	203	11.26
ASME B16.9	12" x 8"	323.8	8.38 (30)	219.1	7.04 (30)	203	13.88
ASME B16.9	12" x 8"	323.8	9.53 (STD)	219.1	8.18 (STD / 40)	203	15.71
ASME B16.9	12" x 8"	323.8	10.31 (40)	219.1	8.18 (STD / 40)	203	16.18
ASME B16.9	12" x 8"	323.8	12.7 (XS)	219.1	12.7 (XS / 80)	203	19.48
ASME B16.9	12" x 8"	323.8	14.27 (60)	219.1	10.31 (60)	203	22.01
ASME B16.9	12" x 8"	323.8	17.48 (80)	219.1	12.7 (XS / 80)	203	26.83
EN 10253-2	300 x 200	323.9	7.1	219.1	6.3	203	11.26
EN 10253-2	300 x 200	323.9	8.8	219.1	7.1	203	13.88
EN 10253-2	300 x 200	323.9	10	219.1	8	203	15.71
EN 10253-2	300 x 200	323.9	12.5	219.1	12.5	203	19.49
EN 10253-2	300 x 200	323.9	17.5	219.1	16	203	26.84
ASME B16.9	12" x 10"	323.8	6.35 (20)	273	6.35 (20)	203	11.26
ASME B16.9	12" x 10"	323.8	8.38 (30)	273	7.8 (30)	203	13.88
ASME B16.9	12" x 10"	323.8	9.53 (STD)	273	9.27 (STD / 40)	203	15.71

* The products mentioned in above table according to EN 10253-2 can be manufactured also according to DIN 2616.

Standard	DN	D1	T	D2	T1	H	m
		mm	mm (SCH)	mm	mm (SCH)	mm	Kg
ASME B16.9	12" x 10"	323.8	10.31 (40)	273	9.27 (STD / 40)	203	16.18
ASME B16.9	12" x 10"	323.8	12.7 (XS)	273	12.7 (XS / 60)	203	19.48
ASME B16.9	12" x 10"	323.8	14.27 (60)	273	12.7 (XS / 60)	203	22.01
ASME B16.9	12" x 10"	323.8	17.48 (80)	273	15.09 (80)	203	26.83
EN 10253-2	300 x 250	323.9	7.1	273	6.3	203	11.26
EN 10253-2	300 x 250	323.9	8.8	273	8.8	203	13.88
EN 10253-2	300 x 250	323.9	10	273	10	203	15.71
EN 10253-2	300 x 250	323.9	12.5	273	12.5	203	19.49
EN 10253-2	300 x 250	323.9	17.5	273	16	203	26.84
ASME B16.9	14" x 6"	355.6	7.92 (20)	168.3	7.11 (STD / 40)	330	22.63
EN 10253-2	350 x 150	355.6	8	168.3	4.5	330	22.63
ASME B16.9	14" x 6"	355.6	9.53 (STD / 30)	168.3	7.11 (STD / 40)	330	28.13
EN 10253-2	350 x 150	355.6	10	168.3	5.6	330	28.13
ASME B16.9	14" x 6"	355.6	11.13 (40)	168.3	7.11 (STD / 40)	330	30.85
EN 10253-2	350 x 150	355.6	12.5	168.3	7.1	330	34.90
ASME B16.9	14" x 6"	355.6	12.7 (XS)	168.3	10.97 (XS / 80)	330	34.90
ASME B16.9	14" x 6"	355.6	15.09 (60)	168.3	10.97 (XS / 80)	330	41.58
EN 10253-2	350 x 150	355.6	17.5	168.3	16	330	48.15
ASME B16.9	14" x 8"	355.6	7.92 (20)	219.1	6.35 (20)	330	22.63
EN 10253-2	350 x 200	355.6	8	219.1	6.3	330	22.63
ASME B16.9	14" x 8"	355.6	9.53 (STD / 30)	219.1	8.18 (STD / 40)	330	28.13
EN 10253-2	350 x 200	355.6	10	219.1	7.1	330	28.13
ASME B16.9	14" x 8"	355.6	11.13 (40)	219.1	8.18 (STD / 40)	330	30.85
EN 10253-2	350 x 200	355.6	12.5	219.1	8	330	34.90
ASME B16.9	14" x 8"	355.6	12.7 (XS)	219.1	12.7 (XS / 80)	330	34.90
ASME B16.9	14" x 8"	355.6	15.09 (60)	219.1	10.31 (60)	330	41.58
EN 10253-2	350 x 200	355.6	16	219.1	12.5	330	44.22
EN 10253-2	350 x 200	355.6	17.5	219.1	12.5	330	48.15
ASME B16.9	14" x 10"	355.6	7.92 (20)	273	6.35 (20)	330	22.63
EN 10253-2	350 x 250	355.6	8	273	6.3	330	22.63
ASME B16.9	14" x 10"	355.6	9.53 (STD / 30)	273	9.27 (STD / 40)	330	28.13
EN 10253-2	350 x 250	355.6	10	273	8.8	330	28.13
ASME B16.9	14" x 10"	355.6	11.13 (40)	273	9.27 (STD / 40)	330	30.85
EN 10253-2	350 x 250	355.6	12.5	273	10	330	34.90
ASME B16.9	14" x 10"	355.6	12.7 (XS)	273	12.7 (XS / 60)	330	34.90
ASME B16.9	14" x 10"	355.6	15.09 (60)	273	12.7 (XS / 60)	330	41.58
EN 10253-2	350 x 250	355.6	16	273	12.5	330	44.22
EN 10253-2	350 x 250	355.6	17.5	273	14.2	330	48.15
ASME B16.9	14" x 12"	355.6	7.92 (20)	323.8	6.35 (20)	330	22.63
ASME B16.9	14" x 12"	355.6	9.53 (STD / 30)	323.8	9.53 (STD)	330	28.13
ASME B16.9	14" x 12"	355.6	11.13 (40)	323.8	10.31 (40)	330	30.85
ASME B16.9	14" x 12"	355.6	12.7 (XS)	323.8	12.7 (XS)	330	34.90
ASME B16.9	14" x 12"	355.6	15.09 (60)	323.8	14.27 (60)	330	41.58
EN 10253-2	350 x 300	355.6	8	323.9	7.1	330	22.63
EN 10253-2	350 x 300	355.6	10	323.9	8.8	330	28.13

* The products mentioned in above table according to EN 10253-2 can be manufactured also according to DIN 2616.

REDUCȚII
REDUCERS
REDUZIERSTÜCKEN



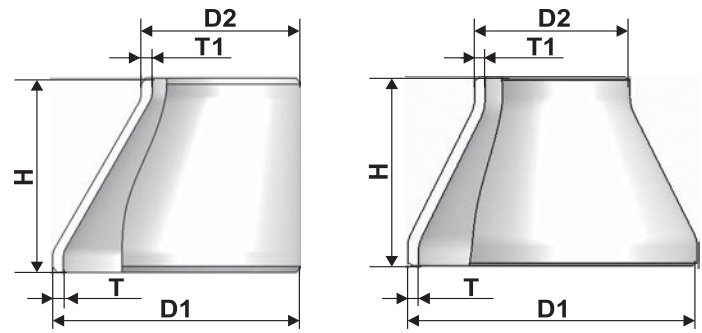
Standard	DN	D1	T	D2	T1	H	m
		mm	mm (SCH)	mm	mm (SCH)	mm	Kg
EN 10253-2	350 x 300	355.6	12.5	323.9	10	330	34.90
EN 10253-2	350 x 300	355.6	16	323.9	12.5	330	44.22
EN 10253-2	350 x 300	355.6	17.5	323.9	16.0	330	48.15
ASME B16.9	16" x 8"	406.4	7.92 (20)	219.1	6.35 (20)	356	30.72
DIN 2616	400 x 200	406.4	8.8	219.1	6.3	355	30.63
EN 10253-2	400 x 200	406.4	8.8	219.1	6.3	356	30.72
ASME B16.9	16" x 8"	406.4	9.53 (STD / 30)	219.1	8.18 (STD / 40)	356	34.80
EN 10253-2	400 x 200	406.4	10	219.1	7.1	356	34.80
DIN 2616	400 x 200	406.4	12.5	219.1	8	355	43.11
EN 10253-2	400 x 200	406.4	12.5	219.1	8	356	43.23
ASME B16.9	16" x 8"	406.4	12.7 (XS / 40)	219.1	12.7 (XS / 80)	356	43.23
ASME B16.9	16" x 8"	406.4	16.66 (60)	219.1	10.31 (60)	356	59.75
EN 10253-2	400 x 200	406.4	17.5	219.1	12.5	356	59.75
ASME B16.9	16" x 10"	406.4	7.92 (20)	273	6.35 (20)	356	30.72
DIN 2616	400 x 250	406.4	8.8	273	6.3	355	30.63
EN 10253-2	400 x 250	406.4	8.8	273	6.3	356	30.72
ASME B16.9	16" x 10"	406.4	9.53 (STD / 30)	273	9.27 (STD / 40)	356	34.80
EN 10253-2	400 x 250	406.4	10	273	8.8	356	34.80
DIN 2616	400 x 250	406.4	12.5	273	8.8	355	43.11
EN 10253-2	400 x 250	406.4	12.5	273	10	356	43.23
ASME B16.9	16" x 10"	406.4	12.7 (XS / 40)	273	12.7 (XS / 60)	356	43.23
ASME B16.9	16" x 10"	406.4	16.66 (60)	273	12.7 (XS / 60)	356	59.75
EN 10253-2	400 x 250	406.4	17.5	273	12.5	355	59.58
ASME B16.9	16" x 12"	406.4	7.92 (20)	323.8	6.35 (20)	356	30.72
ASME B16.9	16" x 12"	406.4	9.53 (STD / 30)	323.8	9.53 (STD)	356	34.80
ASME B16.9	16" x 12"	406.4	12.7 (XS / 40)	323.8	12.7 (XS)	356	43.23
ASME B16.9	16" x 12"	406.4	16.66 (60)	323.8	14.27 (60)	356	59.75
DIN 2616	400 x 300	406.4	8.8	323.9	7.1	355	30.63
EN 10253-2	400 x 300	406.4	8.8	323.9	7.1	356	30.72
EN 10253-2	400 x 300	406.4	10	323.9	8.8	356	34.80
DIN 2616	400 x 300	406.4	12.5	323.9	10	355	43.11
EN 10253-2	400 x 300	406.4	12.5	323.9	10	356	43.23
EN 10253-2	400 x 300	406.4	17.5	323.9	12.5	356	59.75
ASME B16.9	16" x 14"	406.4	7.92 (20)	355.6	6.35 (10)	356	30.72
DIN 2616	400 x 350	406.4	8.8	355.6	8	355	30.63
EN 10253-2	400 x 350	406.4	8.8	355.6	8	356	30.72
ASME B16.9	16" x 14"	406.4	9.53 (STD / 30)	355.6	9.53 (STD / 30)	356	34.80

* The products mentioned in above table according to EN 10253-2 can be manufactured also according to DIN 2616.

Standard	DN	D1	T	D2	T1	H	m
		mm	mm (SCH)	mm	mm (SCH)	mm	Kg
EN 10253-2	400 x 350	406.4	10	355.6	10	356	34.80
DIN 2616	400 x 350	406.4	12.5	355.6	11	355	43.11
EN 10253-2	400 x 350	406.4	12.5	355.6	12.5	356	43.23
ASME B16.9	16" x 14"	406.4	12.7 (XS / 40)	355.6	11.13 (40)	356	43.23
ASME B16.9	16" x 14"	406.4	16.66 (60)	355.6	15.09 (60)	356	59.75
EN 10253-2	400 x 350	406.4	17.5	355.6	16	355	59.58
ASME B16.9	18" x 10"	457	7.92 (20)	273	6.35 (20)	381	37.06
ASME B16.9	18" x 10"	457	9.53 (STD)	273	9.27 (STD / 40)	381	42.00
EN 10253-2	450 x 250	457	10	273	6.3	381	42.00
EN 10253-2	450 x 250	457	11	273	8.8	381	46.10
ASME B16.9	18" x 10"	457	11.13 (30)	273	7.8 (30)	381	46.63
EN 10253-2	450 x 250	457	12.5	273	10	381	52.21
ASME B16.9	18" x 10"	457	12.7 (XS)	273	12.7 (XS / 60)	381	52.21
ASME B16.9	18" x 10"	457	14.27 (40)	273	9.27 (STD / 40)	381	59.08
EN 10253-2	450 x 250	457	17.5	273	13	381	72.27
ASME B16.9	18" x 10"	457	19.05 (60)	273	12.7 (XS / 60)	381	78.19
EN 10253-2	450 x 250	457	22.2	273	16	381	90.70
ASME B16.9	18" x 12"	457	7.92 (20)	323.8	6.35 (20)	381	37.06
ASME B16.9	18" x 12"	457	9.53 (STD)	323.8	9.53 (STD)	381	42.00
ASME B16.9	18" x 12"	457	11.13 (30)	323.8	8.38 (30)	381	46.63
ASME B16.9	18" x 12"	457	12.7 (XS)	323.8	12.7 (XS)	381	52.21
ASME B16.9	18" x 12"	457	14.27 (40)	323.8	10.31 (40)	381	59.08
ASME B16.9	18" x 12"	457	19.05 (60)	323.8	14.27 (60)	381	78.19
EN 10253-2	450 x 250	457	10	323.9	7.1	381	42.00
EN 10253-2	450 x 250	457	11	323.9	8.8	381	46.10
EN 10253-2	450 x 250	457	12.5	323.9	10	381	52.21
EN 10253-2	450 x 250	457	17.5	323.9	12.5	381	72.27
EN 10253-2	450 x 250	457	22.2	323.9	17.5	381	90.70
ASME B16.9	18" x 14"	457	7.92 (20)	355.6	7.92 (20)	381	37.06
ASME B16.9	18" x 14"	457	9.53 (STD)	355.6	9.53 (STD / 30)	381	42.00
EN 10253-2	450 x 350	457	10	355.6	8	381	42.00
EN 10253-2	450 x 350	457	11	355.6	10	381	46.10
ASME B16.9	18" x 14"	457	11.13 (30)	355.6	9.53 (STD / 30)	381	46.63
EN 10253-2	450 x 350	457	12.5	355.6	12.5	381	52.21
ASME B16.9	18" x 14"	457	12.7 (XS)	355.6	12.7 (XS)	381	52.21
ASME B16.9	18" x 14"	457	14.27 (40)	355.6	11.13 (40)	381	59.08
EN 10253-2	450 x 350	457	17.5	355.6	16	381	72.27
ASME B16.9	18" x 14"	457	19.05 (60)	355.6	15.09 (60)	381	78.19
EN 10253-2	450 x 350	457	22.2	355.6	20	381	90.70
ASME B16.9	18" x 16"	457	7.92 (20)	406.4	7.92 (20)	381	37.06
ASME B16.9	18" x 16"	457	9.53 (STD)	406.4	9.53 (STD / 30)	381	42.00
EN 10253-2	450 x 400	457	10	406.4	8.8	381	42.00
EN 10253-2	450 x 400	457	11	406.4	10	381	46.10
ASME B16.9	18" x 16"	457	11.13 (30)	406.4	9.53 (STD / 30)	381	46.63
EN 10253-2	450 x 400	457	12.5	406.4	12.5	381	52.21

* The products mentioned in above table according to EN 10253-2 can be manufactured also according to DIN 2616.

REDUCȚII
REDUCERS
REDUZIERSTÜCKEN



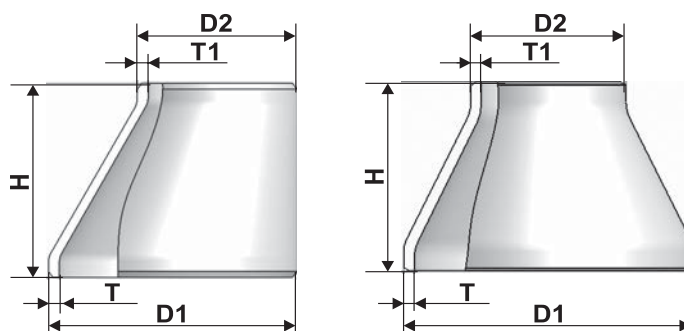
Standard	DN	D1	T	D2	T1	H	m
		mm	mm (SCH)	mm	mm (SCH)	mm	Kg
ASME B16.9	18" x 16"	457	12.7 (XS)	406.4	12.7 (XS / 40)	381	52.21
ASME B16.9	18" x 16"	457	14.27 (40)	406.4	12.7 (XS / 40)	381	59.08
EN 10253-2	450 x 400	457	17.5	406.4	17.5	381	72.27
ASME B16.9	18" x 16"	457	19.05 (60)	406.4	16.66 (60)	381	78.19
EN 10253-2	450 x 400	457	22.2	406.4	22.2	381	90.70
ASME B16.9	20" x 10"	508	9.53 (STD / 20)	273	9.27 (STD / 40)	508	62.39
DIN 2616	500 x 250	508	11	273	6.3	508	68.49
ASME B16.9	20" x 10"	508	12.7 (XS / 30)	273	12.7 (XS / 60)	508	77.60
DIN 2616	500 x 250	508	14.2	273	8.8	508	87.85
ASME B16.9	20" x 10"	508	15.09 (40)	273	9.27 (STD / 40)	508	92.64
DIN 2616	500 x 250	508	16	273	8.8	508	98.62
DIN 2616	500 x 250	508	17.5	273	11	508	107.54
ASME B16.9	20" x 10"	508	20.62 (60)	273	12.7 (XS / 60)	508	125.90
DIN 2616	500 x 250	508	22.2	273	14.2	508	135.11
ASME B16.9	20" x 10"	508	9.53 (STD / 20)	323.8	9.53 (STD)	508	62.39
ASME B16.9	20" x 10"	508	12.7 (XS / 30)	323.8	12.7 (XS)	508	77.60
ASME B16.9	20" x 10"	508	15.09 (40)	323.8	10.31 (40)	508	92.64
ASME B16.9	20" x 10"	508	20.62 (60)	323.8	14.27 (60)	508	125.90
EN 10253-2	500 x 250	508	10	323.9	7.1	508	62.39
EN 10253-2	500 x 250	508	11	323.9	8.8	508	68.49
EN 10253-2	500 x 300	508	12.5	323.9	10	508	77.60
EN 10253-2	500 x 300	508	17.5	323.9	12.5	508	107.54
EN 10253-2	500 x 300	508	25	323.9	17.5	508	151.28
EN 10253-2	500 x 350	508	10	355.6	8	508	62.39
ASME B16.9	20" x 14"	508	9.53 (STD / 20)	355.6	9.53 (STD / 30)	508	62.39
EN 10253-2	500 x 350	508	11	355.6	10	508	68.49
EN 10253-2	500 x 350	508	12.5	355.6	12.5	508	77.60
ASME B16.9	20" x 14"	508	12.7 (XS / 30)	355.6	12.7 (XS)	508	77.60
ASME B16.9	20" x 14"	508	15.09 (40)	355.6	11.13 (40)	508	92.64
EN 10253-2	500 x 350	508	17.5	355.6	16	508	107.54
ASME B16.9	20" x 14"	508	20.62 (60)	355.6	15.09 (60)	508	125.90
EN 10253-2	500 x 350	508	25	355.6	20	508	151.28
ASME B16.9	20" x 16"	508	9.53 (STD / 20)	406.4	9.53 (STD / 30)	508	62.39
EN 10253-2	500 x 400	508	10	406.4	8.8	508	62.39
EN 10253-2	500 x 400	508	11	406.4	10	508	68.49
EN 10253-2	500 x 400	508	12.5	406.4	12.5	508	77.60
ASME B16.9	20" x 16"	508	12.7 (XS / 30)	406.4	12.7 (XS / 40)	508	77.60

* The products mentioned in above table according to EN 10253-2 can be manufactured also according to DIN 2616.

Standard	DN	D1	T	D2	T1	H	m
		mm	mm (SCH)	mm	mm (SCH)	mm	Kg
ASME B16.9	20" x 16"	508	15.09 (40)	406.4	12.7 (XS / 40)	508	92.64
EN 10253-2	500 x 400	508	17.5	406.4	17.5	508	107.54
ASME B16.9	20" x 16"	508	20.62 (60)	406.4	16.66 (60)	508	125.90
EN 10253-2	500 x 400	508	25	406.4	22.2	508	151.28
ASME B16.9	20" x 18"	508	9.53 (STD / 20)	457	9.53 (STD)	508	62.39
EN 10253-2	500 x 450	508	10	457	10	508	62.39
EN 10253-2	500 x 450	508	11	457	11	508	68.49
EN 10253-2	500 x 450	508	12.5	457	12.5	508	77.60
ASME B16.9	20" x 18"	508	12.7 (XS / 30)	457	12.7 (XS)	508	77.60
ASME B16.9	20" x 18"	508	15.09 (40)	457	14.27 (40)	508	92.64
EN 10253-2	500 x 450	508	17.5	457	17.5	508	107.54
ASME B16.9	20" x 18"	508	20.62 (60)	457	19.05 (60)	508	125.90
EN 10253-2	500 x 450	508	25	457	22.2	508	151.28
ASME B16.9	24" x 12"	610	9.53 (STD / 20)	323.8	9.53 (STD / 30)	508	75.17
ASME B16.9	24" x 12"	610	12.7 (XS)	323.8	12.7 (XS)	508	93.57
ASME B16.9	24" x 12"	610	14.27 (30)	323.8	14.27 (60)	508	105.99
ASME B16.9	24" x 12"	610	17.48 (40)	323.8	17.48 (80)	508	129.90
ASME B16.9	24" x 12"	610	24.61 (60)	323.8	21.44 (100)	508	183.22
ASME B16.9	24" x 12"	610	30.96 (80)	323.8	28.58 (140)	508	217.99
EN 10253-2	600 x 300	610	8.8	323.9	7.1	508	66.28
EN 10253-2	600 x 300	610	10	323.9	8.8	508	75.17
EN 10253-2	600 x 300	610	12.5	323.9	10	508	93.57
EN 10253-2	600 x 300	610	17.5	323.9	12.5	508	129.90
EN 10253-2	600 x 300	610	25	323.9	17.5	508	183.22
EN 10253-2	600 x 300	610	30	323.9	22.2	508	217.99
EN 10253-2	600 x 300	610	8.8	355.6	8.8	508	66.28
ASME B16.9	24" x 14"	610	9.53 (STD / 20)	355.6	9.53 (STD / 30)	508	75.17
EN 10253-2	600 x 350	610	10	355.6	8.8	508	75.17
EN 10253-2	600 x 350	610	12.5	355.6	10	508	93.57
ASME B16.9	24" x 14"	610	12.7 (XS)	355.6	12.7 (XS)	508	93.57
ASME B16.9	24" x 14"	610	14.27 (30)	355.6	12.7 (XS)	508	105.99
ASME B16.9	24" x 14"	610	17.48 (40)	355.6	15.09 (60)	508	129.90
EN 10253-2	600 x 350	610	17.5	355.6	12.5	508	129.90
ASME B16.9	24" x 14"	610	24.61 (60)	355.6	23.83 (100)	508	183.22
EN 10253-2	600 x 350	610	25	355.6	17.5	508	183.22
EN 10253-2	600 x 350	610	30	355.6	22.2	508	217.99
ASME B16.9	24" x 14"	610	30.96 (80)	355.6	27.79 (120)	508	217.99
EN 10253-2	600 x 300	610	8.8	406.4	8.8	508	66.28
ASME B16.9	24" x 16"	610	9.53 (STD / 20)	406.4	9.53 (STD / 30)	508	75.17
EN 10253-2	600 x 400	610	10	406.4	8.8	508	75.17
EN 10253-2	600 x 400	610	12.5	406.4	10	508	93.57
ASME B16.9	24" x 16"	610	12.7 (XS)	406.4	12.7 (XS / 40)	508	93.57
ASME B16.9	24" x 16"	610	14.27 (30)	406.4	9.53 (STD / 30)	508	105.99
ASME B16.9	24" x 16"	610	17.48 (40)	406.4	12.7 (XS / 40)	508	129.90
EN 10253-2	600 x 400	610	17.5	406.4	12.5	508	129.90

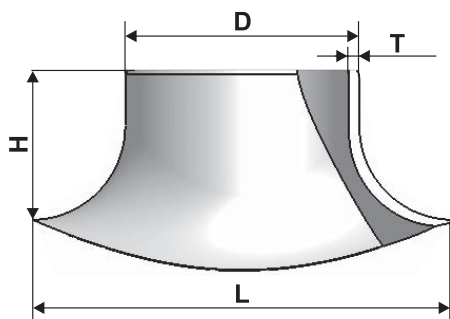
* The products mentioned in above table according to EN 10253-2 can be manufactured also according to DIN 2616.

REDUCȚII
REDUCERS
REDUZIERSTÜCKEN



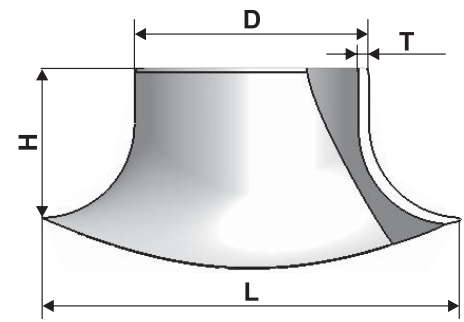
Standard	DN	D1	T	D2	T1	H	m
		mm	mm (SCH)	mm	mm (SCH)	mm	Kg
ASME B16.9	24" x 16"	610	24.61 (60)	406.4	16.66 (60)	508	183.22
EN 10253-2	600 x 400	610	25	406.4	17.5	508	183.22
EN 10253-2	600 x 400	610	30	406.4	22.2	508	217.99
EN 10253-2	600 x 300	610	8.8	457	9	508	66.28
ASME B16.9	24" x 18"	610	9.53 (STD / 20)	457	9.53 (STD)	508	75.17
EN 10253-2	600 x 450	610	10	457	10	508	75.17
EN 10253-2	600 x 450	610	12.5	457	11	508	93.57
ASME B16.9	24" x 18"	610	12.7 (XS)	457	12.7 (XS)	508	93.57
ASME B16.9	24" x 18"	610	14.27 (30)	457	11.13 (30)	508	105.99
ASME B16.9	24" x 18"	610	17.48 (40)	457	14.27 (40)	508	129.90
EN 10253-2	600 x 450	610	17.5	457	12.5	508	129.90
ASME B16.9	24" x 18"	610	24.61 (60)	457	19.05 (60)	508	183.22
EN 10253-2	600 x 450	610	25	457	17.5	508	183.22
EN 10253-2	600 x 450	610	30	457	22.2	508	217.99
EN 10253-2	600 x 300	610	8.8	508	8.8	508	66.28
ASME B16.9	24" x 20"	610	9.53 (STD / 20)	508	9.53 (STD / 20)	508	75.17
EN 10253-2	600 x 500	610	10	508	10	508	75.17
EN 10253-2	600 x 500	610	12.5	508	11	508	93.57
ASME B16.9	24" x 20"	610	12.7 (XS)	508	12.7 (XS / 30)	508	93.57
ASME B16.9	24" x 20"	610	14.27 (30)	508	12.7 (XS / 30)	508	105.99
ASME B16.9	24" x 20"	610	17.48 (40)	508	15.09 (40)	508	129.90
EN 10253-2	600 x 500	610	17.5	508	12.5	508	129.90
ASME B16.9	24" x 20"	610	24.61 (60)	508	20.62 (60)	508	183.22
EN 10253-2	600 x 500	610	25	508	17.5	508	183.22
EN 10253-2	600 x 500	610	30	508	25	508	217.99
ASME B16.9	24" x 20"	610	30.96 (80)	508	26.19 (80)	508	217.99
ASME B16.9	24" x 22"	610	9.53 (STD / 20)	559	9.53 (STD / 20)	508	75.17
ASME B16.9	24" x 22"	610	12.7 (XS)	559	12.7 (XS / 30)	508	93.57
ASME B16.9	24" x 22"	610	14.27 (30)	559	12.7 (XS / 30)	508	105.99
ASME B16.9	24" x 22"	610	17.48 (40)	559	12.7 (XS / 30)	508	129.90
ASME B16.9	24" x 22"	610	24.61 (60)	559	22.23 (60)	508	183.22
ASME B16.9	24" x 22"	610	30.96 (80)	559	28.58 (80)	508	183.22

* The products mentioned in above table according to EN 10253-2 can be manufactured also according to DIN 2616.

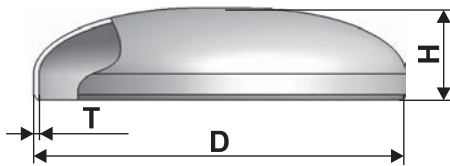


Standard	DN	D	T	L	TYPE / FORMA			
					Short / Scurtă		Long / Lungă	
					H	m	H	m
		mm	mm	mm	mm	Kg	mm	Kg
DIN 2618	15	21.3	2	35	30	0.03	50	0.05
DIN 2618	20	26.9	2	45	30	0.06	50	0.08
DIN 2618	20		2.3			45		0.08
DIN 2618	25	33.7	2.6	56	30	0.08	60	0.14
DIN 2618	25		3.2			0.24		0.82
DIN 2618	25		4.5			0.28		1.02
DIN 2618	32	42.4	2.6	75	35	0.13	60	0.20
DIN 2618	32		3.6			0.30		0.79
DIN 2618	32		4			0.36		0.97
DIN 2618	32		4.5			0.36		0.97
DIN 2618	32		6.3			0.48		1.32
DIN 2618	40	48.3	2.6	85	40	0.18	70	0.27
DIN 2618	40		4			0.43		1.02
DIN 2618	40		4.5			0.43		1.02
DIN 2618	40		5			0.50		1.20
DIN 2618	40		6.3			0.57		1.39
DIN 2618	50	60.3	2.9	105	45	0.27	90	0.45
DIN 2618	50		4.5			0.74		1.86
DIN 2618	50		5.6			0.83		2.11
DIN 2618	50		6.3			1.03		2.63
DIN 2618	50		8			1.23		3.22
DIN 2618	50		8.8			1.23		3.22
DIN 2618	65	76.1	2.9	142	50	0.45	110	0.77
DIN 2618	65		4.5			1.14		2.62
DIN 2618	65		5			1.14		2.62
DIN 2618	65		6.3			1.31		3.02
DIN 2618	65		7.1			1.48		3.42
DIN 2618	80	88.9	3.2	164	60	0.68	125	1.12
DIN 2618	80		4.5			1.30		2.67
DIN 2618	80		5			1.41		2.90
DIN 2618	80		6.3			1.63		3.36
DIN 2618	80		8			2.04		4.23
DIN 2618	100	108	3.6	194	65	1.05	150	1.84

RAMIFICAȚII
SADDLES
SETTEL STUTZEN

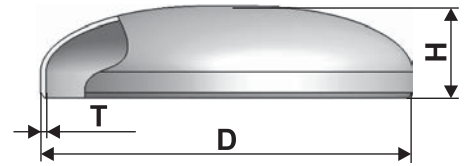


Standard	DN	D	T	L	Type / Forma			
					Short / Scurtă		Long / Lungă	
					H	m	H	m
					mm	Kg	mm	Kg
DIN 2618	100	114.3	3.6	198	65	1.11	150	1.95
DIN 2618	100		4.5			2.08		3.94
DIN 2618	100		5			2.08		3.94
DIN 2618	100		6.3			2.43		4.57
DIN 2618	100		8			198		65
DIN 2618	100		8.8			3.34		6.36
DIN 2618	125	139.7	4	250	85	1.89	160	2.90
DIN 2618	125		4.5			3.17		5.47
DIN 2618	125		5			3.17		5.47
DIN 2618	125		6.3			3.67		6.34
DIN 2618	125		8			4.65		8.04
DIN 2618	125		10			5.60		9.70
DIN 2618	150	168.3	4.5	290	100	2.86	170	4.13
DIN 2618	150		6.3			4.72		6.75
DIN 2618	150		8.8			6.62		9.47
DIN 2618	200	219.1	6.3	375	135	6.42	220	9.06
DIN 2618	200		7.1			7.50		8.99
DIN 2618	200		8			8.83		10.59
DIN 2618	200		8.8			8.83		10.59
DIN 2618	250	273	6.3	460	150	9.98	230	13.21
DIN 2618	250		8			16.67		21.36
DIN 2618	250		8.8			16.67		21.36
DIN 2618	300	323.9	7.1	560	175	15.85	250	20.02
DIN 2618	300		8.8			24.32		30.41
DIN 2618	350	355.6	8	610	200	28.41		
DIN 2618	400	406.4	8.8	711	200	30.00		



Standard	DN	D	T	H	m
	mm	mm	mm (SCH)	mm	Kg
EN 10253-2	20	26.9	2.3	25	0.05
EN 10253-2	20	26.9	2.6	25	0.05
ASME B16.9	¾"	26.7	2.87 (STD / 40)	25	0.05
EN 10253-2	20	26.9	3.2	25	0.06
ASME B16.9	¾"	26.7	3.91 (XS / 80)	25	0.07
EN 10253-2	20	26.9	4	25	0.07
ASME B16.9	1"	33.4	3.38 (STD / 40)	38	0.11
ASME B16.9	1"	33.4	4.55 (XS / 80)	38	0.14
EN 10253-2	25	33.7	2.6	25	0.09
EN 10253-2	25	33.7	3.2	25	0.11
EN 10253-2	25	33.7	4	25	0.12
EN 10253-2	25	33.7	4.5	25	0.14
ASME B16.9	1¼"	42.2	3.56 (STD / 40)	38	0.14
ASME B16.9	1¼"	42.2	4.85 (XS / 80)	38	0.19
EN 10253-2	32	42.4	2.6	38	0.10
EN 10253-2	32	42.4	3.6	38	0.14
EN 10253-2	32	42.4	4	38	0.16
EN 10253-2	32	42.4	5	38	0.19
EN 10253-2	40	48.3	2.6	38	0.12
EN 10253-2	40	48.3	3.6	38	0.17
ASME B16.9	1½"	48.3	3.68 (STD / 40)	38	0.17
EN 10253-2	40	48.3	4	38	0.19
EN 10253-2	40	48.3	5	38	0.23
ASME B16.9	1½"	48.3	5.08 (XS / 80)	38	0.23
EN 10253-2	50	60.3	2.9	38	0.17
EN 10253-2	50	60.3	3.6	38	0.23
ASME B16.9	2"	60.3	3.91 (STD / 40)	38	0.23
EN 10253-2	50	60.3	4	38	0.23
ASME B16.9	2"	60.3	5.54 (XS / 80)	38	0.33
EN 10253-2	50	60.3	5.6	38	0.33
ASME B16.9	2½"	73	5.16 (STD / 40)	38	0.39
ASME B16.9	2½"	73	7.01 (XS / 80)	38	0.53
EN 10253-2	65	76.1	2.9	38	0.24
EN 10253-2	65	76.1	3.6	38	0.30
EN 10253-2	65	76.1	5.6	38	0.46
EN 10253-2	65	76.1	7.1	38	0.55
EN 10253-2	80	88.9	3.2	51	0.38

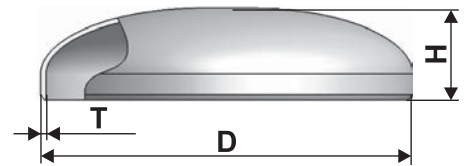
CAPACE
CAPS
KAPPEN



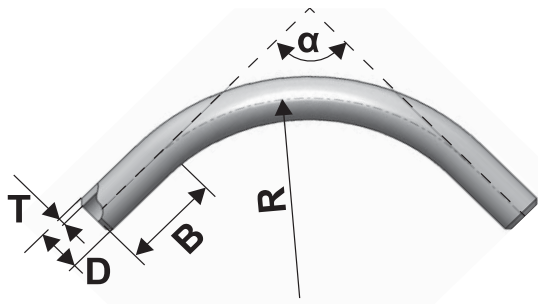
Standard	DN	D	T	H	m
	mm	mm	mm (SCH)	mm	Kg
EN 10253-2	80	88.9	4	51	0.47
ASME B16.9	3"	88.9	5.49 (STD / 40)	51	0.66
EN 10253-2	80	88.9	5.6	51	0.66
ASME B16.9	3"	88.9	7.62 (XS / 80)	51	0.92
EN 10253-2	80	88.9	8	51	0.92
EN 10253-2	80	88.9	8.8	51	1.02
EN 10253-2	80	88.9	11	51	1.27
ASME B16.9	3"	88.9	11.13 (160)	51	1.27
ASME B16.9	3½"	101.6	5.74 (STD / 40)	64	0.97
EN 10253-2	90	101.6	6.3	64	0.90
EN 10253-2	90	101.6	8	64	1.36
ASME B16.9	3½"	101.6	8.08 (XS / 80)	64	1.36
EN 10253-2	100	114.3	3.6	64	0.70
ASME B16.9	4"	114.3	6.02 (STD / 40)	64	1.17
EN 10253-2	100	114.3	6.3	64	1.17
ASME B16.9	4"	114.3	8.56 (XS / 80)	64	1.72
EN 10253-2	100	114.3	8.8	64	1.72
EN 10253-2	125	139.7	4	76	1.21
EN 10253-2	125	139.7	6.3	76	1.91
EN 10253-2	125	139.7	10	76	2.78
ASME B16.9	5"	141.3	6.55 (STD / 40)	76	1.93
ASME B16.9	5"	141.3	9.53 (XS / 80)	76	2.81
EN 10253-2	150	168.3	4.5	89	1.84
EN 10253-2	150	168.3	5.6	89	2.29
EN 10253-2	150	168.3	7.1	89	2.90
ASME B16.9	6"	168.3	7.11 (STD / 40)	89	2.90
ASME B16.9	6"	168.3	10.97 (XS / 80)	89	4.47
EN 10253-2	150	168.3	11	89	4.47
EN 10253-2	200	219.1	6.3	102	4.09
ASME B16.9	8"	219.1	6.35 (20)	102	4.09
EN 10253-2	200	219.1	7.1	102	4.61
EN 10253-2	200	219.1	8	102	5.19
ASME B16.9	8"	219.1	8.18 (STD / 40)	102	5.19
ASME B16.9	8"	219.1	10.31 (60)	102	6.63
EN 10253-2	200	219.1	12.5	102	8.05
ASME B16.9	8"	219.1	12.7 (XS / 80)	102	8.05
EN 10253-2	250	273	6.3	127	6.22

Standard	DN	D	T	H	m
	mm	mm	mm (SCH)	mm	Kg
ASME B16.9	10"	273	6.35 (20)	127	6.22
ASME B16.9	10"	273	7.8 (30)	127	7.90
EN 10253-2	250	273	8.8	127	8.67
ASME B16.9	10"	273	9.27 (STD / 40)	127	9.15
EN 10253-2	250	273	10	127	9.15
EN 10253-2	250	273	12.5	127	12.50
ASME B16.9	10"	273	12.7 (XS / 60)	127	12.50
EN 10253-2	250	273	14.2	127	15.33
ASME B16.9	12"	323.8	8.38 (30)	152	11.70
ASME B16.9	12"	323.8	9.53 (STD)	152	13.30
ASME B16.9	12"	323.8	10.31 (40)	152	14.40
ASME B16.9	12"	323.8	12.7 (XS)	152	17.70
EN 10253-2	300	323.9	7.1	152	9.94
EN 10253-2	300	323.9	8.8	152	12.32
EN 10253-2	300	323.9	10	152	14.00
EN 10253-2	300	323.9	12.5	152	17.70
EN 10253-2	300	323.9	14.2	152	20.11
ASME B16.9	14"	355.6	7.92 (20)	165	13.35
EN 10253-2	350	355.6	8	165	13.35
ASME B16.9	14"	355.6	9.53 (STD / 30)	165	15.90
EN 10253-2	350	355.6	10	165	15.90
ASME B16.9	14"	355.6	11.13 (40)	165	18.80
EN 10253-2	350	355.6	12.5	165	21.20
ASME B16.9	14"	355.6	12.7 (XS)	165	21.20
EN 10253-2	350	355.6	14.2	165	24.08
EN 10253-2	400	406.4	8.8	178	18.47
ASME B16.9	16"	406.4	9.53 (STD / 30)	178	20.00
EN 10253-2	400	406.4	10	178	20.00
EN 10253-2	400	406.4	12.5	178	26.70
ASME B16.9	16"	406.4	12.7 (XS / 40)	178	26.70
EN 10253-2	400	406.4	14.2	178	30.33
ASME B16.9	18"	457	9.53 (STD)	203	25.60
EN 10253-2	450	457	10	203	25.60
EN 10253-2	450	457	11	203	29.90
ASME B16.9	18"	457	11.13 (30)	203	29.90
EN 10253-2	450	457	12.5	203	34.10
ASME B16.9	18"	457	12.7 (XS)	203	34.10
EN 10253-2	450	457	14.2	203	38.74
ASME B16.9	20"	508	9.53 (STD / 20)	229	31.90
EN 10253-2	500	508	10	229	31.90
EN 10253-2	500	508	11	229	36.83
EN 10253-2	500	508	12.5	229	42.50
ASME B16.9	20"	508	12.7 (XS / 30)	229	42.50
EN 10253-2	500	508	14.2	229	48.28
ASME B16.9	24"	610	9.53 (STD / 20)	267	45.10

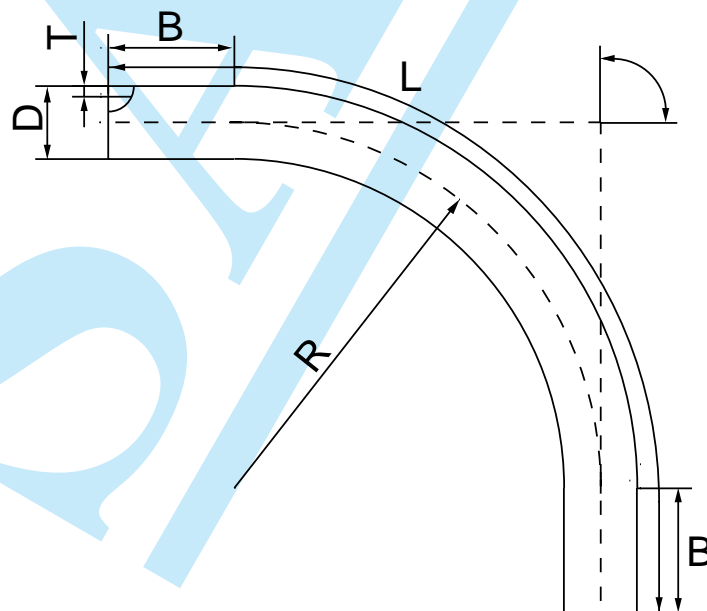
CAPACE
CAPS
KAPPEN



Standard	DN	D	T	H	m
	mm	mm	mm (SCH)	mm	Kg
EN 10253-2	600	610	10	267	45,10
EN 10253-2	600	610	12.5	267	60,10
ASME B16.9	24"	610	12.7 (XS)	267	60,10
EN 10253-2	600	610	14.2	267	68,27
ASME B16.9	28"	711	9.53 (STD)	267	56,2
ASME B16.9	28"	711	12.7 (XS)	267	74,9
EN 10253-2	700	711	14.2	267	85,10
ASME B16.9	32"	813	9.53 (STD)	267	70,00
ASME B16.9	32"	813	12.7 (XS / 20)	267	91,20
EN 10253-2	800	813	14.2	267	103,60
ASME B16.9	36"	914	9.53 (STD)	267	85,70
ASME B16.9	36"	914	12.7 (XS / 20)	267	114,00
EN 10253-2	900	914	14.2	267	129,50
ASME B16.9	40"	1016	9.53 (STD)	305	95,30
ASME B16.9	40"	1016	12.7 (XS)	305	129,30
EN 10253-2	1000	1016	14.2	305	146,90
ASME B16.9	42"	1067	9.53 (STD)	305	104,00
ASME B16.9	42"	1067	12.7 (XS)	305	136,00
EN 10253-2	1050	1067	14.2	405	190,90
ASME B16.9	44"	1118	9.53 (STD)	343	120,20
EN 10253-2	1100	1118	10	343	120,20
EN 10253-2	1100	1118	12.5	390	183,80
ASME B16.9	44"	1118	12.7 (XS)	343	167,80
EN 10253-2	1100	1118	14.2	390	208,80
ASME B16.9	46"	1168	9.53 (STD)	343	136,00
EN 10253-2	1150	1166	10	343	136,00
EN 10253-2	1150	1166	12.5	375	197,40
ASME B16.9	46"	1168	12.7 (XS)	343	186,00
EN 10253-2	1150	1166	14.2	375	224,30
ASME B16.9	48"	1219	9.53 (STD)	343	159,00
EN 10253-2	1200	1219	10	343	159,00
EN 10253-2	1200	1219	12.5	360	221,80
ASME B16.9	48"	1219	12.7 (XS)	343	215,50
EN 10253-2	1200	1219	14.2	360	252,00




Gama de produse Bending capabilities		
Denumire caracteristică Characteristic	Identificare Mark	Detalii Description
Standard Standard	-	EN 14870-1:2011 ASME B16.49-2012
Diametru exterior țevă Outside diameter of pipe	D	min. 1 1/2" (48.3mm) max. 56" (1422mm)
Grosime perete Wall thickness	T	min. 2,9mm max. 50mm
Raza de curbură Bending radius	R	min. 2.5D max. 10980mm
Unghi de îndoire Bending angle	α	max. 180°
Brațe drepte Straight lengths for each end	B	min. 400mm
Lungimea desfășurată Length of bend	L	conform calcul to be calculated
Material Steel grade	-	conform cerere according to inquiry
Tipul țevii Type of pipe	-	fără sudură și sudată seamless and welded



Corespondența diametru-rază curbură Correlation diameter-bending radius						
DN		D				
inch		mm	2.5	3	4	
1½	40	48.3				
2	50	60.3				
2½	65	73				
		76.1				
3	80	88.9				
3½	90	101.6				
4	100	114.3				
5	125	139.7				
		141.3				
6	150	159				
		168.3				
8	200	219.1				
10	250	273				
12	300	323.8				
		323.9				
14	350	355.6				
16	400	406.4				
18	450	457				
20	500	508				
22	550	559				
24	600	610				
26	650	660				
28	700	711				
30	750	762				
32	800	813				
36	900	914				
38	950	965				
40	1000	1016				
42	1050	1067				
44	1100	1118				
46	1150	1167				
		1168				
48	1200	1219				
52	1300	1321				
56	1400	1420				
		1422				

Corespondența diametru-grosime Correlation diameter-wall thickness												
DN		D										
inch		mm	2.6	2.9	3.2	3.6	4	4.5	5	5.6	6.3	7
1½	40	48.3										
2	50	60.3										
2½	65	73										
		76.1										
3	80	88.9										
3½	90	101.6										
4	100	114.3										
	125	139.7										
5		141.3										
	150	159										
6		168.3										
8	200	219.1										
10	250	273										
12	300	323.8										
		323.9										
14	350	355.6										
16	400	406.4										
18	450	457										
20	500	508										
22	550	559										
24	600	610										
26	650	660										
28	700	711										
30	750	762										
32	800	813										
36	900	914										
38	950	965										
40	1000	1016										
42	1050	1067										
44	1100	1118										
	1150	1167										
46		1168										
48	1200	1219										
	1400	1420										
56		1422										



**Grosimi maxime care se pot realiza pentru încadrarea la
EN10253-2 tip B și DIN partea 2**

**Maximum wall thicknesses that can be achieved for meeting the
EN10253-2 type B and DIN part 2**



D mm	Elbows Coturi			Tees Teuri
	2D	3D	5D	
21.3	-	5.9	-	6.1
26.9	-	6.9	3	6.3
33.7	5.7	8.4	5.2	8.7
42.4	6.4	8.4	7.2	9.5
48.3	6.8	10.5	5.7	12.3
60.3	11.1	14.1	10	17
76.1	9.2	13	11.4	16.1
88.9	12.7	14.2	10	22.6
114.3	16.9	18.1	10	30.6
139.7	15.4	15.9	11.4	35.6
168.3	21.7	22.2	16.1	40.8
219.1	26.4	22.1	25.1	42.8
273	19.2	20.3	14.2	46.8
323.9	19.2	22.1	14.2	51.7
355.6	18.5	24.8	14.2	52.7
406.4	18.5	27.6	14.2	60.2
457	18.5	27.6	12.4	63
508	18.6	31.1	18.1	67.6
610	18.6	37.3	19.7	70.8
711	18.6	39.7	22.5	**
813	32.8	31.2	28.1	**
914	37.0	31.2	28.1	**
1016	41.3	34.8		**
1219	40.0	40.0		
1420	40.0	40.0		

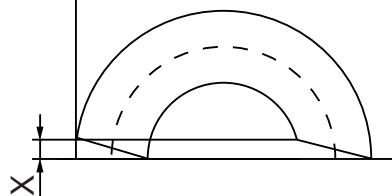
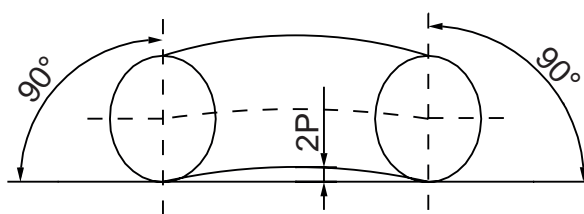
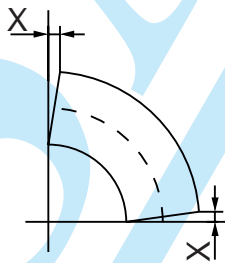
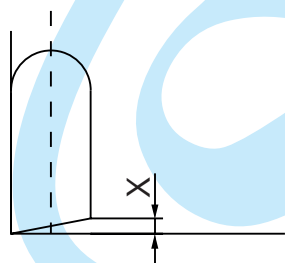
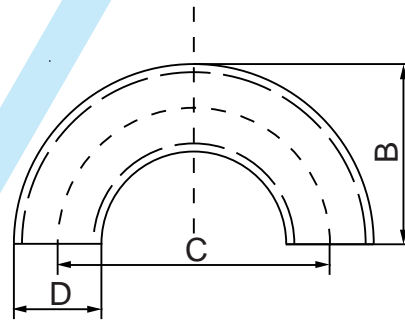
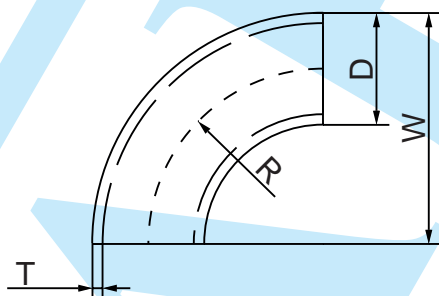
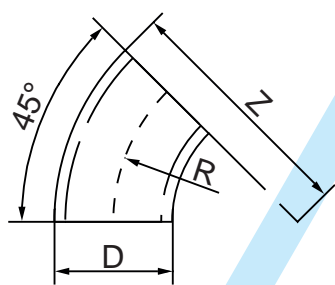
** Conform solicitărilor clientului.
According to the client requirements.

TOLERANCES ACCORDING TO SR EN 10253-2 / A,B FOR ELBOWS 2D, 3D AND 5D

DN	ID mm	Z (45°) mm	W (90°) mm	B (180°) mm	C mm	P mm	Tolerances on the form of fittings	DN	Tolerances for ovality
15-100	±1% or ± 0.5mm, whichever is the greater, but maximum ± 5mm	±7	±2	±7	±7	2	X ≤ 1% of the outside diameter at the point measured of 1mm, whichever is the greater	15-250	±1% or ± 0.5mm, whichever is the greater, but maximum ± 5mm
125-200		±7	±2	±7	±7	4			
250-400		±7	±3	±7	±10	6			
450 - 750		±10	±3	±10	±10	7			
> 750		±12	±5	±12	±10	9			
								250-600	2%
								> 600	1%

$$T_{\min} = T - 12.5\%$$

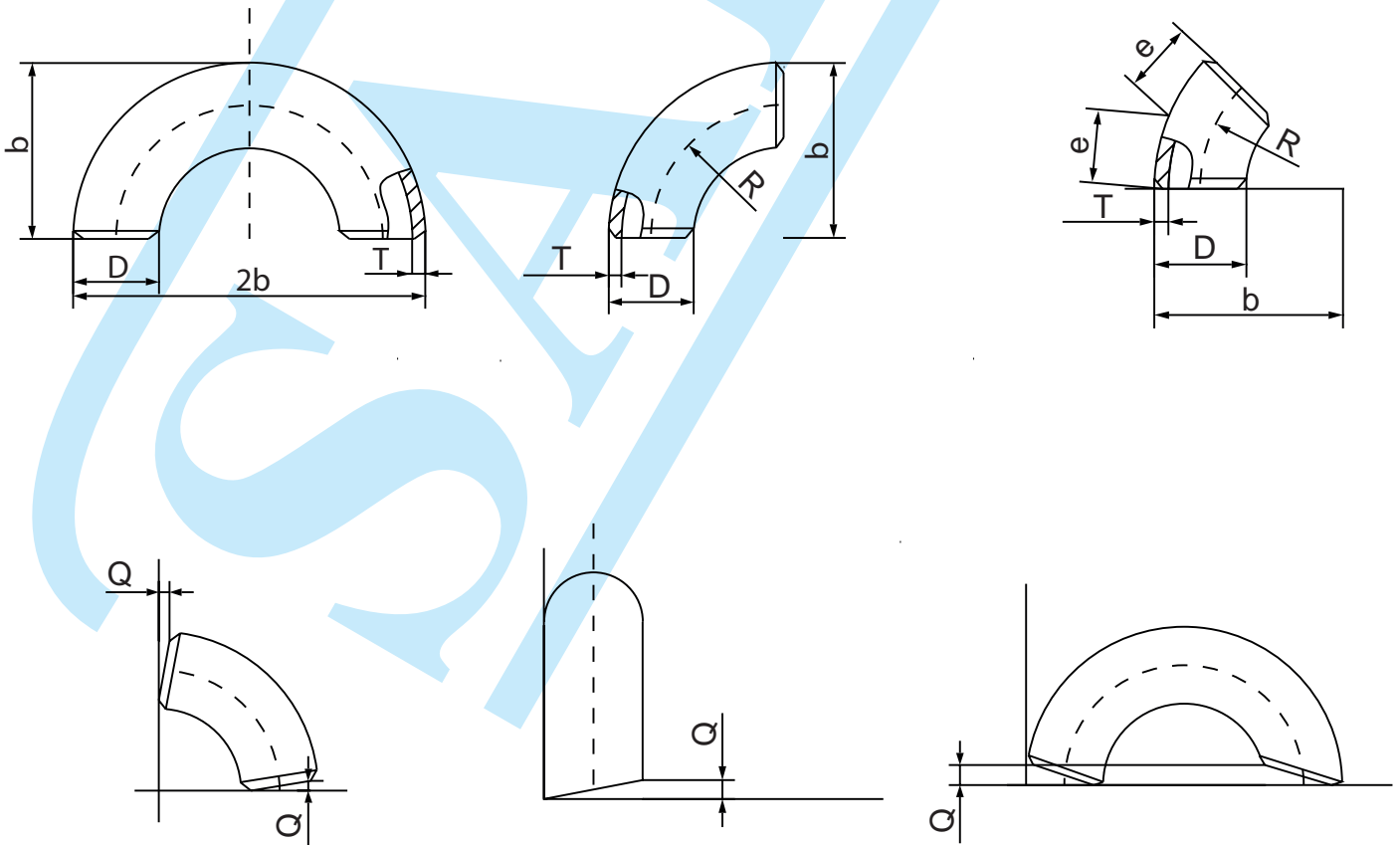
$$T_{\max} = T + 20\%$$



TOLERANZEN NACH DIN 2605 UND DIN 2609 FÜR ROHRBOGEN BAUART 2, BAUART 3 UND BAUART 5							
DN	D mm	b 90° mm	b 45° mm	2b 180° mm	Q mm	Rundheitstoleranz	
						Am Anschweißende des Formstückes	Über die Bogenlänge
15-65	± 1 % D (jedoch ± 0,5 mm zulässig)	±2,5	±6	±8	1 % vom Bezugsmaß (jedoch 1 mm zulässig)	Innerhalb der zulässigen Durchmesser- Toleranz	4%
80-100		±3	±7	±9			
125-200	±1% D	±3,5	±8,5	±10		2%	
250		±4	±9,5	±14			
300-450		±5	±12	±14			
500-600		±6	±14,5	±16			
700		±6	±14,5	±16			
≥ 800		±8	±19,0	±19,0			

$$T_{\min} = T - 12.5\%$$

$$T_{\max} = T + 15\%$$

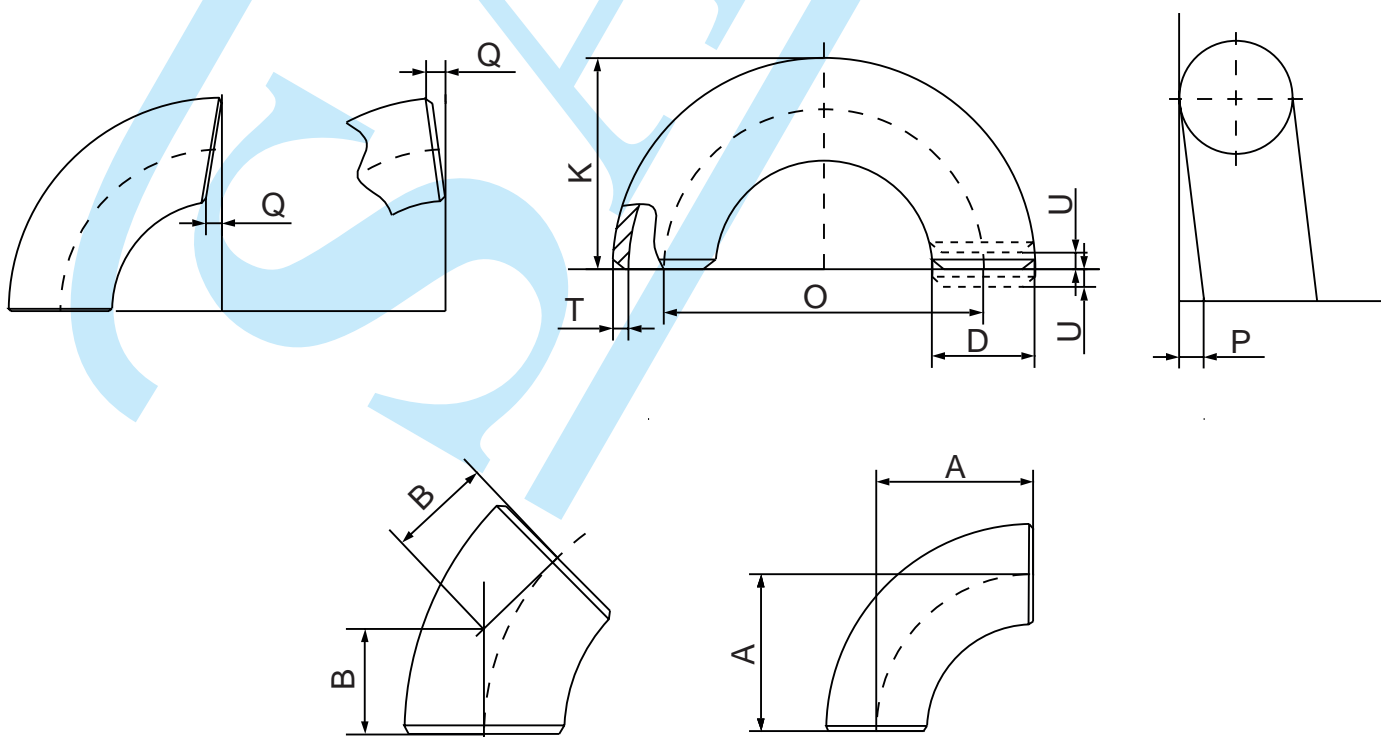


TOLERANCES ACCORDING TO ASME B16.9 FOR LONG AND SHORT RADIUS ELBOWS

DN		D	ID	A	B	O	K	P	Q	U
inch		mm	mm	mm	mm	mm	mm	mm	mm	mm
½-2½	15-65	+1,6 -0,8	+0,8 -0,8	+2 -2	+2 -2	+6 -6	+6 -6	±2	±1	±1
3-3½	80-90	+1,6 -1,6	+1,6 -1,6	+2 -2	+2 -2	+6 -6	+6 -6	±4	±2	±1
4	100	+1,6 -1,6	+1,6 -1,6	+2 -2	+2 -2	+6 -6	+6 -6	±5	±3	±1
5-8	125-200	+2,4 -1,6	+1,6 -1,6	+2 -2	+2 -2	+6 -6	+6 -6	±6	±3	±1
10-18	250-450	+4 -3,2	+3,2 -3,2	+2 -2	+2 -2	+10 -10	+6 -6	±10	±4	±2
20-24	500-600	+6,4 -4,8	+4,8 -4,8	+2 -2	+2 -2	+10 -10	+6 -6	±10	±5	±2
26-30	650-750	+6,4 -4,8	+4,8 -4,8	+3 -3	+3 -3			±13	±5	
32-48	800-1200	+6,4 -4,8	+4,8 -4,8	+5 -5	+5 -5			±19	±5	

$T_{\min} = 87,5\% T$.

T_{\max} imposed by ID_{\min} at the welding edge.

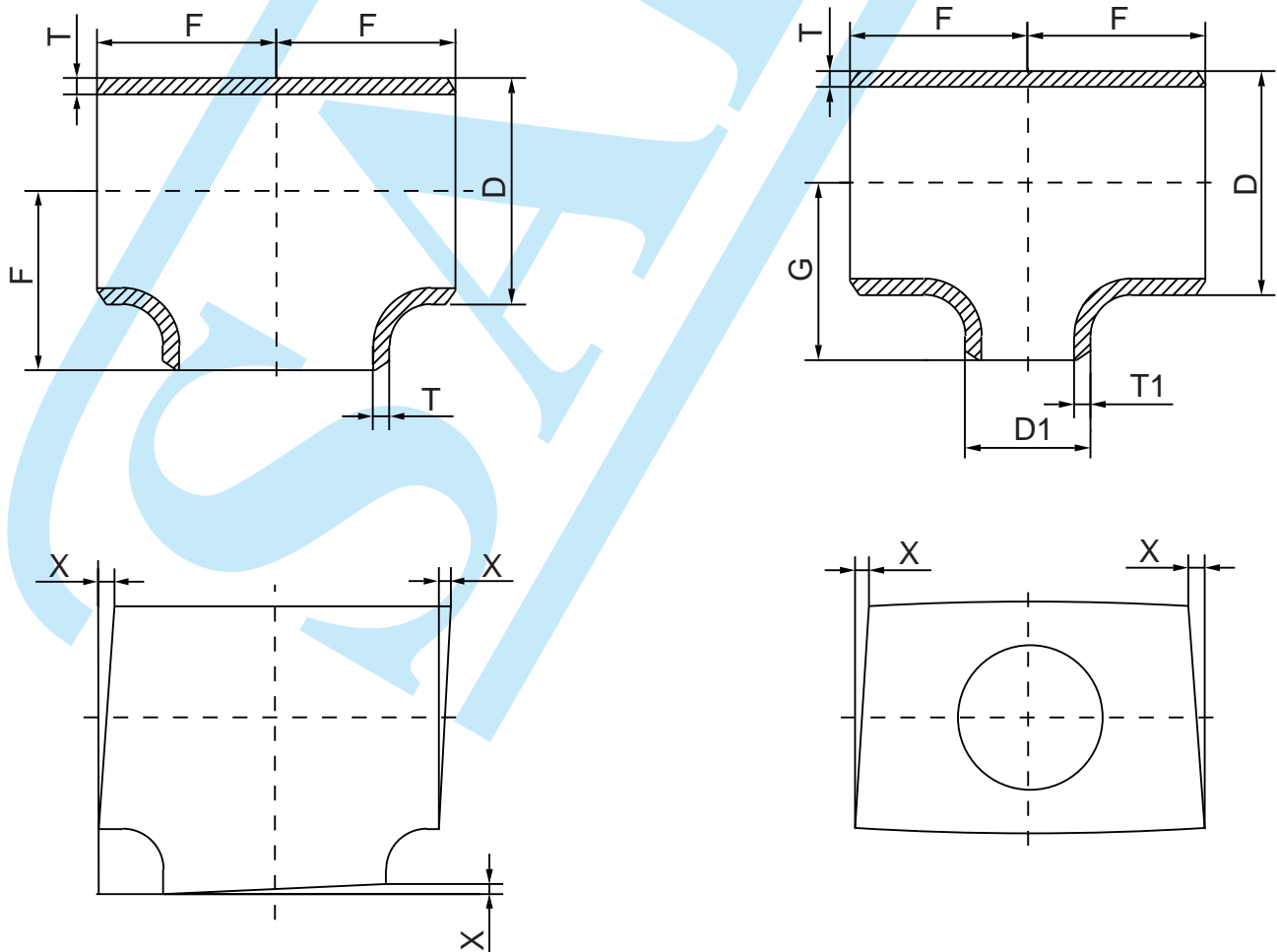


TOLERANCES ACCORDING TO SR EN 10253-2 / A,B FOR EQUAL AND REDUCING TEES

DN	ID mm	F mm	G mm	Tolerances on the form of fittings	DN	Tolerances for ovality
15-100	±1% or ±0.5mm, whichever is the greater, but maximum ±5mm	±2	±2	X ≤ 1% of the outside diameter at the point measured of 1mm, whichever is the greater	15-250	±1% or ±0.5mm, whichever is the greater, but maximum ±5mm
125-200		±2	±2			
250-400		±3	±3			
450 - 750		±3	±3		250-600	2%
> 750		±5	±5		> 600	1%

$$T_{\min} = T - 12.5\%$$

$$T_{\max} = T + 20\%$$

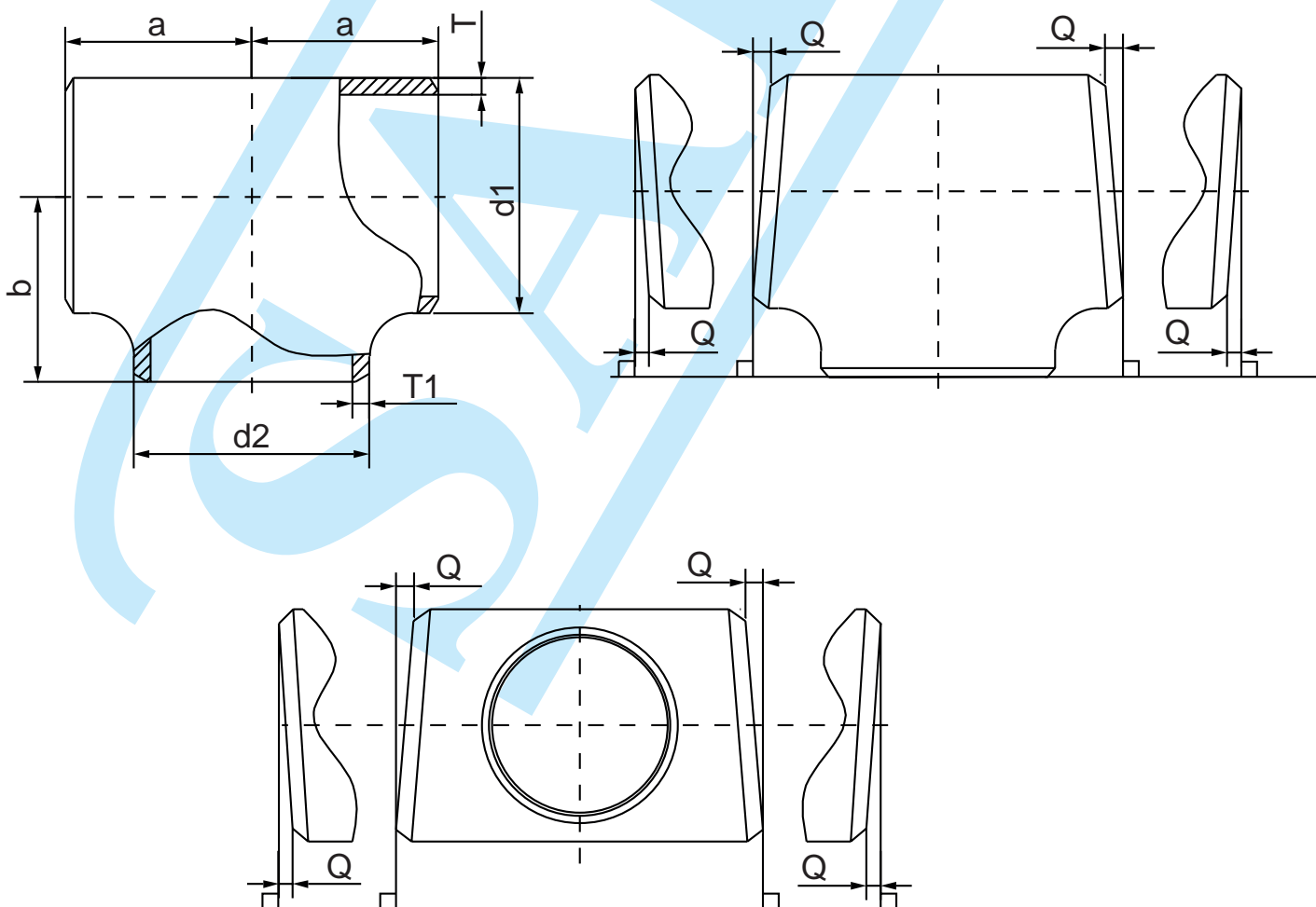


TOLERANZEN NACH DIN 2615 UND DIN 2609 FÜR T-STÜCKEN

DN	d ₁ , d ₂ mm	a mm	b mm	Q mm	Rundheits- toleranz
15-65	± 1 % D (jedoch ± 0,5 mm zulässig)	±2	±2	1 % vom Bezugsmaß (jedoch 1 mm zulässig)	innerhalb der zulässigen Durchmesser-Toleranz
80-100		±2	±2		
125-200	±1%	±2	±2		
250		±3	±3		
300-700		±3	±3		
≥800		±5	±5		

$$T_{\min} = T - 12.5\%$$

$$T_{\max} = T + 15\%$$

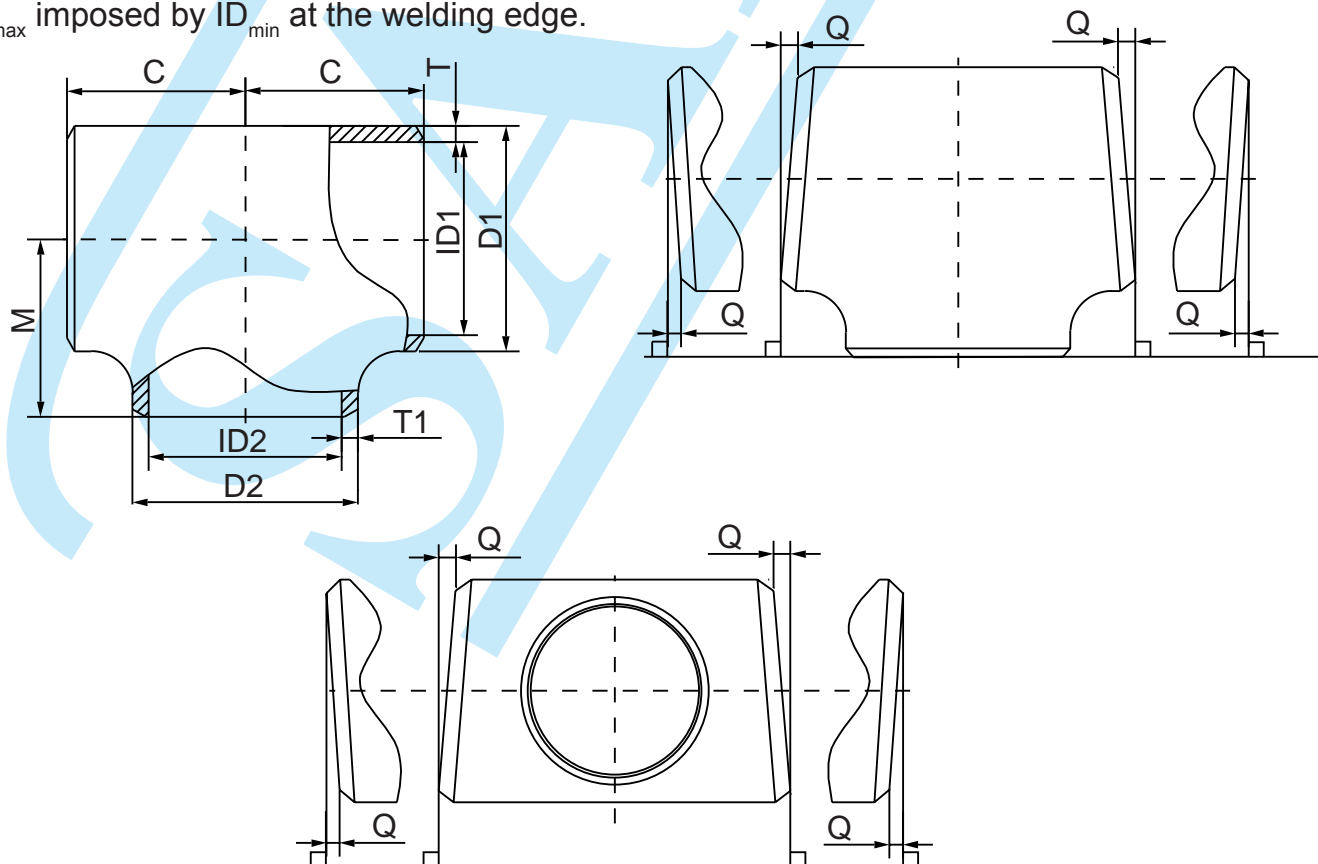


TOLERANCES ACCORDING TO ASME B16.9 FOR EQUAL AND REDUCED TEES

DN		D ₁ , D ₂ mm	ID ₁ , ID ₂ mm	C mm	M mm	Q mm
inch						
½-2½	15-65	+1,6 -0,8	+0,8 -0,8	+2 -2	+2 -2	+1 -1
3-3½	80-90	+1,6 -1,6	+1,6 -1,6	+2 -2	+2 -2	+2 -2
4	100	+1,6 -1,6	+1,6 -1,6	+2 -2	+2 -2	+3 -3
5-8	125-200	+2,4 -1,6	+1,6 -1,6	+2 -2	+2 -2	+3 -3
10-18	250-450	+4 -3,2	+3,2 -3,2	+2 -2	+2 -2	+4 -4
20-24	500-600	+6,4 -4,8	+4,8 -4,8	+2 -2	+2 -2	+5 -5
26-30	650-750	+6,4 -4,8	+4,8 -4,8	+3 -3	+3 -3	+5 -5
32-48	800-1200	+6,4 -4,8	+4,8 -4,8	+5 -5	+5 -5	+5 -5

$T_{min} = 87,5\% T$.

T_{max} imposed by ID_{min} at the welding edge.

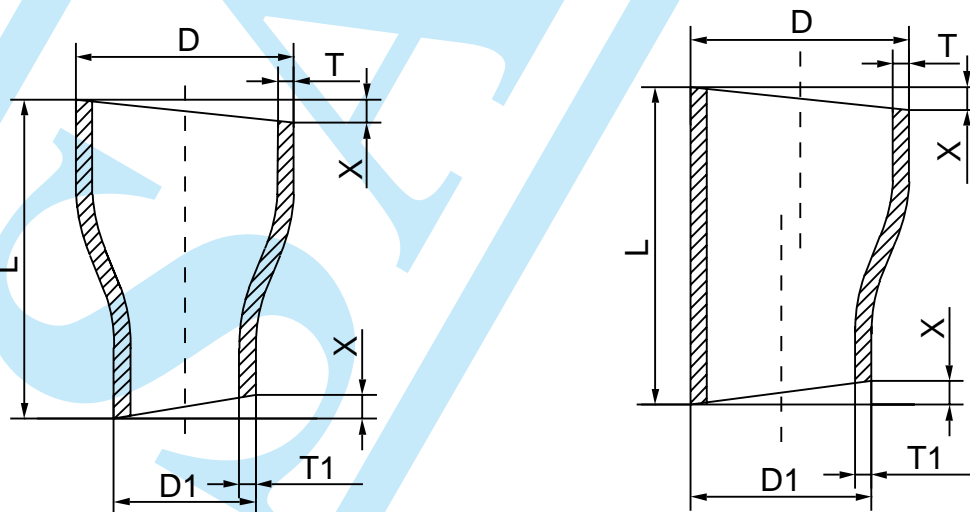


TOLERANCES ACCORDING TO SR EN 10253-2 / A,B FOR CONCENTRIC AND ECCENTRIC REDUCER

DN	ID mm	L mm	Tolerances on the form of fittings	DN	Tolerances for ovality
15-100	±1% or ±0.5mm, whichever is the greater, but maximum ±5mm	±2	X ≤ 1% of the outside diameter at the point measured of 1mm, whichever is the greater	15-250	±1% or ± 0.5mm, whichever is the greater, but maximum ±5mm
125-200		±2			
250-400		±3			
450 - 750		±3		250-600	2%
750 <D		±5		> 600	1%

$$T_{\min} = T - 12.5\%$$

$$T_{\max} = T + 20\%$$

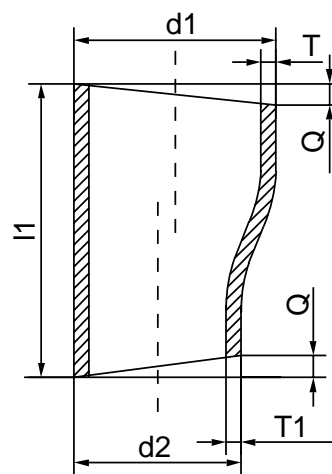
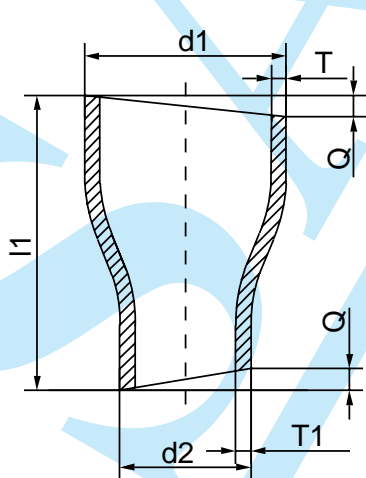


TOLERANZEN NACH DIN 2616 UND DIN 2609 FÜR REDUZIERSTÜCKEN

DN	d ₁ , d ₂ mm	H mm	Q mm	Rundheitstoleranz
15-65	± 1 % D (jedoch ± 0,5 mm zulässig)	±2,5	1 % vom Bezugsmaß (jedoch 1 mm zulässig)	innerhalb der zulässigen Durchmesser-Toleranz
80-100		±3,0		
125-200	±3,5	2%		
250	±4			
300-450	±5			
500-800	±6			
≥900	±8			

$$T_{\min} = T - 12.5\%$$

$$T_{\max} = T + 15\%$$

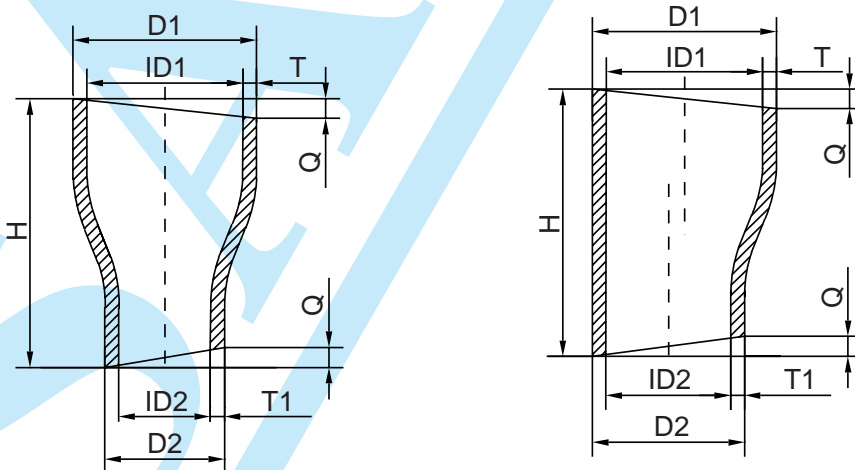


TOLERANCES ACCORDING TO ASME B16.9 FOR REDUCERS

DN		D ₁ , D ₂ mm	ID ₁ , ID ₂ mm	H mm	Q mm
inch					
½-2½	15-65	+1,6 - 0,8	+0,8 -0,8	+2 -2	+1 -1
3-3½	80-90	+1,6 - 1,6	+1,6 -1,6	+2 -2	+2 -2
4	100	+1,6 - 1,6	+1,6 -1,6	+2 -2	+3 -3
5-8	125-200	+2,4 -1,6	+1,6 -1,6	+2 -2	+3 -3
10-18	250-450	+4 -3,2	+3,2 -3,2	+2 -2	+4 -4
20-24	500-600	+6,4 - 4,8	+4,8 -4,8	+2 -2	+5 -5
26-30	650-750	+6,4 - 4,8	+4,8 -4,8	+5 -5	+5 -5
32-48	800-1200	+6,4 - 4,8	+4,8 -4,8	+5 -5	+5 -5

$T_{\min} = 87,5\% T$.

T_{\max} imposed by ID_{\min} at the welding edge.



TOLERANCES ACCORDING TO ASME B16.9 FOR CAPS

DN		D	ID	h
inch		mm	mm	mm
½ - 2½	15-65	+1,6 -0,8	+0,8 -0,8	±3
3 - 3½	80-90	+1,6 -1,6	+1,6 -1,6	±3
4	100	+1,6 -1,6	+1,6 -1,6	±3
5-8	125-200	+2,4 -1,6	+1,6 -1,6	±6
10-18	250-450	+4 -3,2	+3,2 -3,2	±6
20-24	500-600	+6,4 -4,8	+4,8 -4,8	±6
26-30	650-750	+6,4 -4,8	+4,8 -4,8	±10
32-48	800-1200	+6,4 -4,8	+4,8 -4,8	±10

$$T_{\min} = 87,5\% T.$$

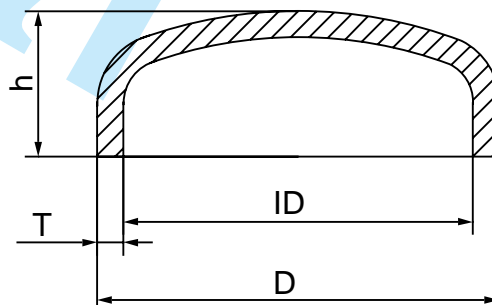
T_{\max} imposed by ID_{\min} at the welding edge.

TOLERANCES ACCORDING TO SR EN 10253-2 / A , B FOR CAPS

DN	ID mm	h mm
15 - 100	±1% or ± 0.5mm, whichever is the greater, but maximum ±5mm	±4
125 - 200		±7
250 - 400		±7
450 - 750		±7
> 750		±10

$$T_{\min} = T - 12,5\%.$$

$$T_{\max} = T + 20\%.$$



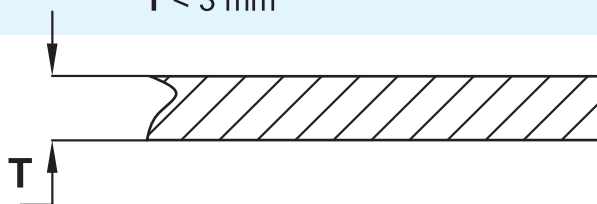
TOLERANCES ACCORDING TO EN 10253-2 FOR WELDED FITTINGS ELBOWS / TEES / REDUCERS / CAPS				
DN	D mm	T mm	WALL THICKNESS TOLERANCES	
			MINUS	PLUS
> 600	> 610	≤10	- 0.35 mm	20%
		>10	- 0.50 mm	

TOLERANCES ACCORDING TO DIN 2605 / 2615 / 2616 / 2617 FOR WELDED FITTINGS ELBOWS / TEES / REDUCERS / CAPS				
DN	D mm	T mm	WALL THICKNESS TOLERANCES	
			MINUS	PLUS
> 600	> 610	≤10	- 0.35 mm	15%
		>10	- 0.50 mm	

Tip A
Type A

pentru :
for :

$T < 3 \text{ mm}$

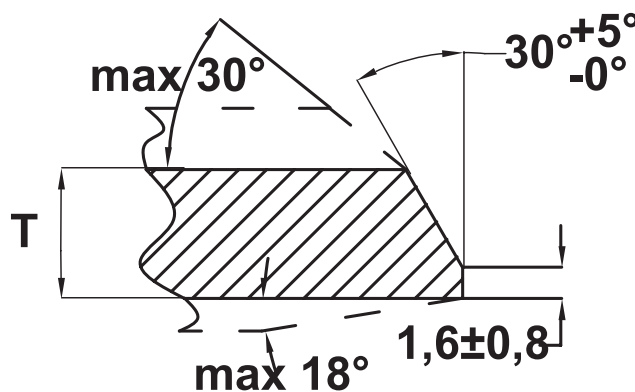


NOTĂ : La alegerea producătorului, capetele pot fi ușor teșite (șanfrenate).
NOTE : At the manufacturer's option, the ends may be slightly chamfered.

Tip B
Type B

pentru :
for :

$3 \leq T \leq 22 \text{ mm}$



NOTĂ : Pentru grosimi mai mari de 3mm, în cazul în care este necesar să se efectueze o prelucrare la capetele de sudat, grosimea de perete se poate reduce prin alezaj conic, conicitatea să nu fie mai mare de:

- exterior: 30°
- interior : 18°

NOTE : For wall thickness above 3mm, where machining at the welding ends is necessary, the wall thickness may be reduced by taper boring, the taper being not larger than:

- external: 30°
- internal : 18°

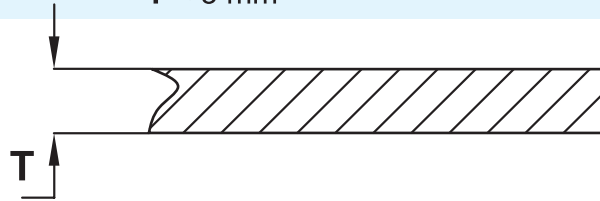
Tip C
Type C

pentru :
for :

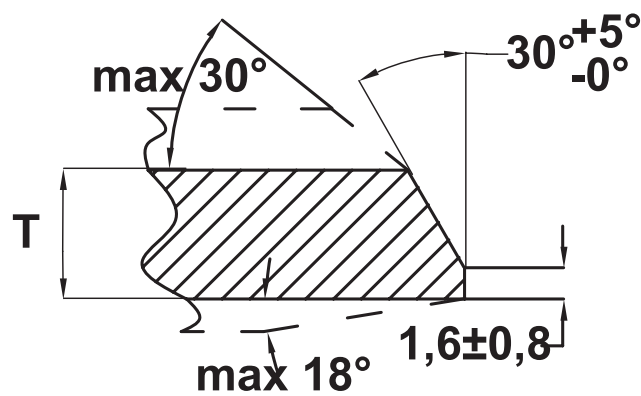
$T > 22 \text{ mm}$

Pentru grosimi mai mari de 22 mm șanfrenul trebuie să facă obiectul unui acord.
For wall thickness above 22mm the type of bevel shall be agreed.

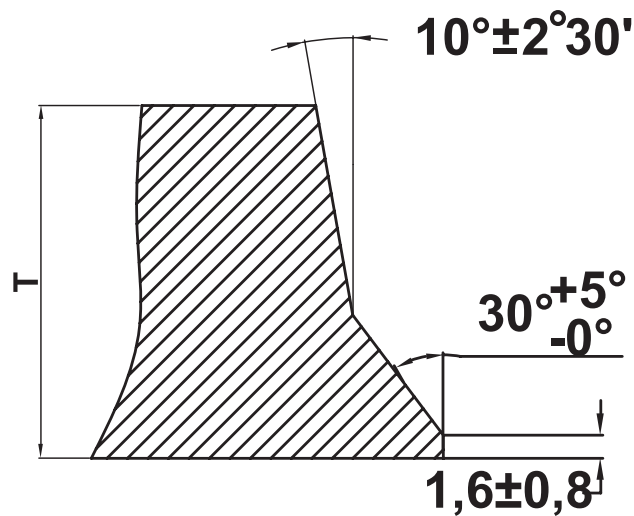
TYP A für : $T < 3 \text{ mm}$



TYP B für : $3 \leq T \leq 16 \text{ mm}$



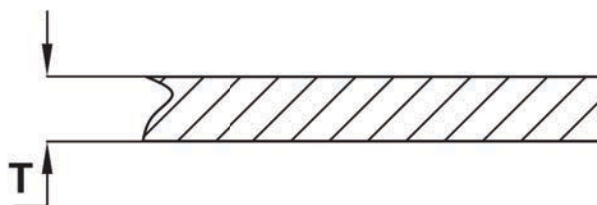
TYP C für : $T > 16 \text{ mm}$



END PREPARATION FOR THE FITTINGS MANUFACTURED ACCORDING TO ASME B16.9

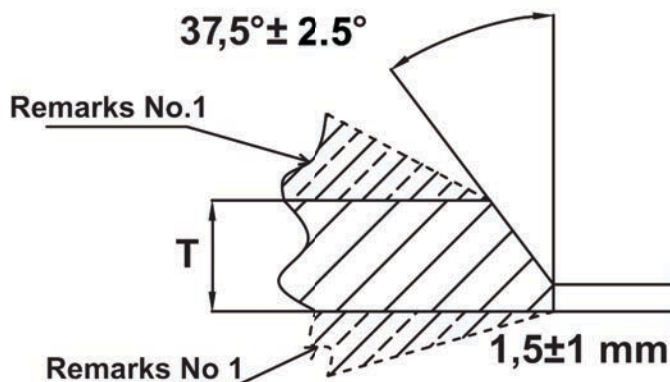


Type A	for	$T < 5 \text{ mm}$	only for carbon steel or ferritic alloy steel
			and
	for	$T < 3 \text{ mm}$	only for austenitic alloy steel

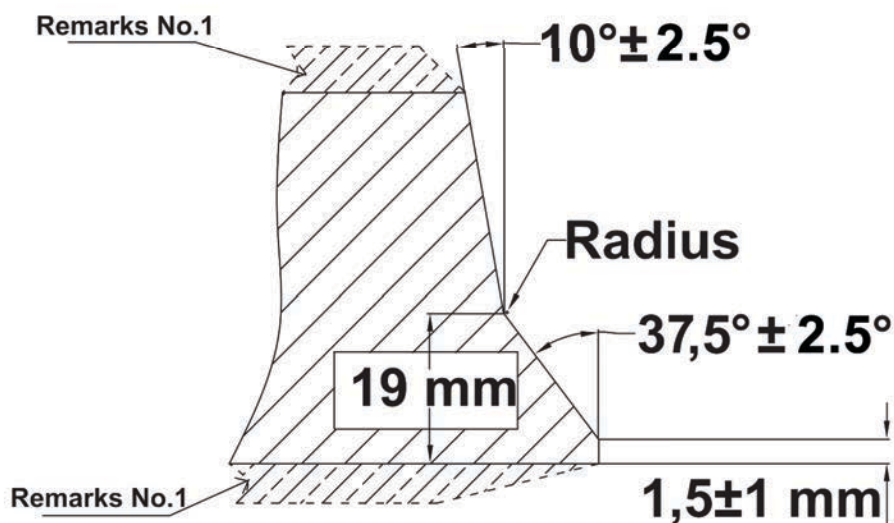


NOTE : At the manufacturer's option, the ends may be slightly chamfered.

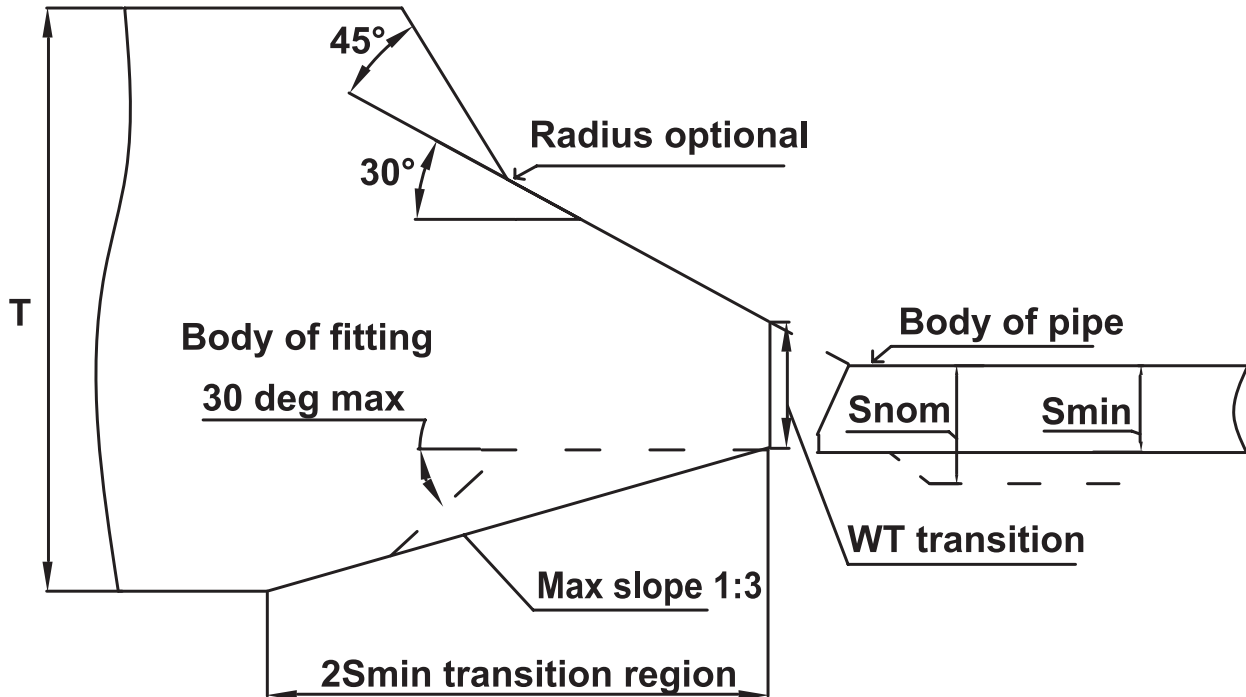
Type B	for	$5 \text{ mm} \leq T \leq 22 \text{ mm}$
---------------	-----	--



Type C	for	$T > 22 \text{ mm}$
---------------	-----	---------------------



REMARK no.1 : For Type B and Type C when the $T > S_{min}$, the transition from the welding bevel of fittings from the welding bevel of pipe is according to the Fig. no. 13 and is at the manufacture's option.



S_{nom} = the nominal thickness of pipe;

S_{min} = the minimum ordered wall thickness of the pipe;

or

S_{min} = 0.875 times the nominal wall thickness of pipe ordered to a pipe schedule wall thickness that has an under tolerance of 12.5%.

T transition is :

Maximum of [$S_{min} + 4 \text{ mm}$] or $1.15 \times S_{min}$ when ordered on a minimum wall basis;

or

Maximum of [$S_{min} + 4 \text{ mm}$] or $1.10 \times S_{nom}$ when ordered on a nominal wall basis.

STANDARD GRADE	CHEMICAL ANALYSIS % (X100)														MECHANICAL PROPERTIES						REMARKS
	C	Mn	Si	S	P	Cr	Ni	Cu	V	Mo	Nb	Ti	Al	N	ReH	Rm	A	Rp02	KV		
	min	max	min	max	max	min	min	max	min	min	min	max	min	min	min	min	L	min	L		
	%	%	%	%	%	%	%	%	%	%	%	%	%	%	Mpa	Mpa	%	Mpa	J		
ASTM A 234 - Piping Fittings of Wrought Carbon Steel and Alloy Steel for Moderate and High Temperature Service.																					
ASTM A234 WPB	- 30	29 106	10 -	- 5,8	- 5	- 40	- 40	- 40	- 8	- 15	- -	- -	- -	- -	240 -	415 655	22 14	- -	- -	Cu+Ni+Cr+Mo<1% Cr+Mo<0.32%; CE<0.50%; HB ≤ 197	
ASTM A234 WPC	- 35	29 106	10 -	- 5,8	- 5	- 40	- 40	- 40	- 8	- 15	- -	- -	- -	- -	275 -	485 655	22 14	- -	- -	Cu+Ni+Cr+Mo<1% Cr+Mo<0.32%; CE<0.50%; HB ≤ 197	
ASTM A234 WP1	- 28	30 90	10 50	- 4.5	- 4.5	- -	- -	- -	- -	44 65	44 65	- -	- -	- -	205 -	380 550	22 14	- -	- -	HB ≤ 197	
ASTM A234 WP11 CI 1	5 15	30 60	50 100	- 3	- 3	100 150	- -	- -	- -	44 65	44 65	- -	- -	- -	205 -	415 585	22 14	- -	- -	HB ≤ 197	
ASTM A234 WP11 CI 2	5 20	30 80	50 100	- 4	- 4	100 150	- -	- -	- -	44 65	44 65	- -	- -	- -	275 -	485 655	22 14	- -	- -	HB ≤ 197	
ASTM A234 WP11 CI 3	5 20	30 80	50 100	- 4	- 4	100 150	- -	- -	- -	44 65	44 65	- -	- -	- -	310 -	520 690	22 14	- -	- -	HB ≤ 197	
ASTM A234 WP12 CI 1	5 20	30 80	- 60	- 4.5	- 4.5	80 125	- -	- -	- -	44 65	44 65	- -	- -	- -	220 -	415 585	22 14	- -	- -	HB ≤ 197	
ASTM A234 WP12 CI 2	5 20	30 80	- 60	- 4.5	- 4.5	80 125	- -	- -	- -	44 65	44 65	- -	- -	- -	275 -	485 655	22 14	- -	- -	HB ≤ 197	
ASTM A234 WP22 CI 1	5 15	30 60	- 50	- 4	- 4	190 260	- -	- -	- -	87 113	87 113	- -	- -	- -	205 -	415 585	22 14	- -	- -	HB ≤ 197	
ASTM A234 WP22 CI 3	5 15	30 60	- 50	- 4	- 4	190 260	- -	- -	- -	87 113	87 113	- -	- -	- -	310 -	520 690	22 14	- -	- -	HB ≤ 197	
ASTM A234 WP5 CI 1	- 15	30 60	- 50	- 3	- 4	400 600	- -	- -	- -	44 65	44 65	- -	- -	- -	205 -	415 585	22 14	- -	- -	HB ≤ 217	
ASTM A234 WP5 CI 3	- 15	30 60	- 50	- 3	- 4	400 600	- -	- -	- -	44 65	44 65	- -	- -	- -	310 -	520 690	22 14	- -	- -	HB ≤ 217	
ASTM A234 WP9 CI 1	- 15	30 60	- 100	- 3	- 3	800 1000	- -	- -	- -	90 110	90 110	- -	- -	- -	205 -	415 585	22 14	- -	- -	HB ≤ 217	

STANDARD GRADE	CHEMICAL ANALYSIS % (X100)														MECHANICAL PROPERTIES						REMARKS
	C	Mn	Si	S	P	Cr	Ni	Cu	V	Mo	Nb	Ti	Al	N	ReH	Rm	A	Rp02	KV		
																				min	
	%	%	%	%	%	%	%	%	%	%	%	%	%	%	Mpa	%	Mpa	%	Mpa	J	
ASTM A234 WP9 CI 3	-	30	-	-	-	800	-	-	90	-	-	-	-	-	310	520	22	-	HB ≤ 217		
	15	60	100	3	3	1000	-	110	-	-	-	-	-	-	690	14	-				
ASTM A234 WP91	8	30	20	-	-	800	-	18	85	6	-	-	3	415	585	20	-	HB ≤ 248			
	12	60	50	1	2	950	40	25	105	10	1	2	7	-	760	-	-				
ASTM A234 WP911	9	30	10	-	-	850	-	18	90	6	-	-	4	440	620	20	-	HB ≤ 248			
	13	60	50	1	2	950	40	25	110	10	1	2	9	-	840	-	-				
ASTM A234 WPR	-	40	-	-	-	-	160	75	-	-	-	-	-	315	435	20	-	HB ≤ 217			
	20	106	-	5	4,5	-	224	125	-	-	-	-	-	-	605	-	-				
ASTM A 420 - Piping Fittings of Wrought Carbon Steel and Alloy Steel for Low-Temperature Service.																					
ASTM A 420 WPL3	-	31	13	-	-	-	320	-	-	-	-	-	-	240	450	22	-	-100°C			
	20	64	37	5	5	-	380	-	-	-	-	-	-	-	620	14	-	17,6			
ASTM A 420 WPL6	-	50	15	-	-	-	-	-	-	-	-	-	-	240	415	22	-	-45°C			
	30	135	40	4	3,5	30	40	40	12	2	-	-	-	-	585	12	-	17,6			
ASTM A 420 WPL8	-	-	13	-	-	-	840	-	-	-	-	-	-	515	690	16	-	-195°C			
	13	90	37	-	3	-	960	-	-	-	-	-	-	-	865	-	-	33,9			
ASTM A 420 WPL9	-	40	-	-	-	-	160	75	-	-	-	-	-	315	435	20	-	-75°C			
	20	106	-	3	3	-	224	125	-	-	-	-	-	-	610	-	-	17,6			
ASTM A 860 - Wrought High-Strength Low-Alloy Steel Butt-Welding Fittings.																					
ASTM A 860 WPHY42	-	100	15	-	-	-	-	-	-	-	-	-	-	290	415	25	-	-46°C			
	20	145	40	1	3	30	50	35	10	25	4	5	6	-	585	-	-	40			
ASTM A 860 WPHY46	-	100	15	-	-	-	-	-	-	-	-	-	-	315	435	25	-	-46°C			
	20	145	40	1	3	30	50	35	10	25	4	5	6	-	605	-	-	40			
ASTM A 860 WPHY52	-	100	15	-	-	-	-	-	-	-	-	-	-	360	455	25	-	-46°C			
	20	145	40	1	3	30	50	35	10	25	4	5	6	-	625	-	-	40			
ASTM A 860 WPHY60	-	100	15	-	-	-	-	-	-	-	-	-	-	415	515	20	-	-46°C			
	20	145	40	1	3	30	50	35	10	25	4	5	6	-	690	-	-	40			
ASTM A 860 WPHY65	-	100	15	-	-	-	-	-	-	-	-	-	-	450	530	20	-	-46°C			
	20	145	40	1	3	30	50	35	10	25	4	5	6	-	705	-	-	40			

STANDARD GRADE	CHEMICAL ANALYSIS % (X100)																MECHANICAL PROPERTIES						REMARKS
	C	Mn	Si	S	P	Cr	Ni	Cu	V	Mo	Nb	Ti	Al	N	ReH	Rm	A	Rp02	KV				
	min	min	min			min	min		min	min	min	min	min	min	min	min	L	min	L				
	max	max	max	max	max	max	max	max	max	max	max	max	max	max	max	max	T		T				
ASTM A 860 WPHY70	20	100 145	15 40	- 1	- 3	- 30	- 50	- 35	- 10	- 25	- 4	- 5	- 6	-	485	550 725	20		-46°C 40	CE≤0.42% ;HB≤235 Cu+Ni+Cr+Mo≤1%			
AMERICAN PETROLEUM INSTITUTE																							
API 5L A PSL1	- 22	- 90	- 3	- 3	- 3	-	-	-	-	-	-	-	-	207	331	22							
API 5L B PSL1	- 28	- 120	- 3	- 3	- 3	-	-	-	-	-	-	-	-	241	414	22				Nb+V+Ti max 0.15%			
API 5L X42 PSL1	- 28	- 120	- 3	- 3	- 3	-	-	-	-	-	-	-	-	290	414	22				Nb+V+Ti max 0.15%			
API 5L X46 PSL1	- 28	- 140	- 3	- 3	- 3	-	-	-	-	-	-	-	-	317	434	22				Nb+V+Ti max 0.15%			
API 5L X52 PSL1	- 28	- 140	- 3	- 3	- 3	-	-	-	-	-	-	-	-	359	455	22				Nb+V+Ti max 0.15%			
API 5L X56 PSL1	- 28	- 140	- 3	- 3	- 3	-	-	-	-	-	-	-	-	386	490	22				Nb+V+Ti max 0.15%			
API 5L X60 PSL1	- 28	- 140	- 3	- 3	- 3	-	-	-	-	-	-	-	-	414	517	22				Nb+V+Ti max 0.15%			
API 5L X65 PSL1	- 28	- 140	- 3	- 3	- 3	-	-	-	-	-	-	-	-	448	531	22				Nb+V+Ti max 0.15%			
API 5L X70 PSL1	- 28	- 140	- 3	- 3	- 3	-	-	-	-	-	-	-	-	483	565	22				Nb+V+Ti max 0.15%			
AMERICAN PETROLEUM INSTITUTE																							
API 5L B PSL2	- 24	- 120	- 1.5	- 1.5	- 2.5	-	-	-	-	-	-	-	-	241 448	414 758	22				Nb+V+Ti max 0.15%			
API 5L X42 PSL2	- 24	- 130	- 1.5	- 1.5	- 2.5	-	-	-	-	-	-	-	-	290 496	414 758	22				Nb+V+Ti max 0.15%			

STANDARD GRADE	CHEMICAL ANALYSIS % (X100)														MECHANICAL PROPERTIES						REMARKS
	C	Mn	Si	S	P	Cr	Ni	Cu	V	Mo	Nb	Ti	Al	N	ReH	Rm	A	Rp02	KV		
	min	max	min	max	min	max	min	max	min	max	min	max	min	max	min	min	L	min	L		
	%	%	%	%	%	%	%	%	%	%	%	%	%	%	Mpa	Mpa	%	Mpa	J		
API 5L X46 PSL2	-	24	-	1.5	-	-	-	-	-	-	-	-	-	-	317	434	22	-	-	Nb+V+Ti max 0.15%	
API 5L X52 PSL2	-	24	-	1.5	2.5	-	-	-	-	-	-	-	-	359	455	22	-	-	-	Nb+V+Ti max 0.15%	
API 5L X56 PSL2	-	24	-	1.5	2.5	-	-	-	-	-	-	-	-	386	490	22	-	-	-	Nb+V+Ti max 0.15%	
API 5L X60 PSL2	-	24	-	1.5	2.5	-	-	-	-	-	-	-	-	414	517	22	-	-	-	Nb+V+Ti max 0.15%	
API 5L X65 PSL2	-	24	-	1.5	2.5	-	-	-	-	-	-	-	-	448	531	22	-	-	-	Nb+V+Ti max 0.15%	
API 5L X70 PSL2	-	24	-	1.5	2.5	-	-	-	-	-	-	-	-	438	565	22	-	-	-	Nb+V+Ti max 0.15%	
SR EN 10028-2 Produse plate din otel pentru recipiente sub presiune .Partea 2 : Oteluri nealiate si aliate cu caracteristici specificate la temperatura ridicata																					
SR EN 10028-1 P235GH	-	16	35	60	-	-	-	-	2	8	2	3	2	-	235	360	24	-	0°C	Cr+Cu+Mo+Ni≤0.70	
SR EN 10028-1 P265GH	-	20	40	80	-	-	-	-	2	8	2	3	2	-	265	410	22	-	0°C	Cr+Cu+Mo+Ni≤0.70	
SR EN 10028-1 P295GH	8	90	150	40	-	-	-	-	2	8	2	3	2	-	295	460	21	-	0°C	Cr+Cu+Mo+Ni≤0.70	
SR EN 10028-1 P355GH	10	60	170	110	-	-	-	-	2	8	4	3	2	-	355	510	20	-	0°C	Cr+Cu+Mo+Ni≤0.70	
SR EN 10028-1 16Mo3	12	40	90	35	1	2.5	30	30	2	25	-	-	-	275	440	22	-	0°C	Cr+Cu+Mo+Ni≤0.70		
SR EN 10028-1 18MnMo4-5	-	90	150	40	0.5	1.5	30	30	2	35	-	-	-	345	510	20	-	0°C	Cr+Cu+Mo+Ni≤0.70		
SR EN 10028-1 20MnMoNi4-5	15	100	150	40	1	2	20	20	2	45	-	-	-	470	590	18	-	0°C	Cr+Cu+Mo+Ni≤0.70		

STANDARD GRADE	CHEMICAL ANALYSIS % (X100)														MECHANICAL PROPERTIES						REMARKS
	C	Mn	Si	S	P	Cr	Ni	Cu	V	Mo	Nb	Ti	Al	N	ReH	Rm	A	Rp02	KV		
	min	max	min	max	min	min	max	max	min	min	min	max	min	min	min	min	L	min	L		
	%	%	%	%	%	%	%	%	%	%	%	%	%	%	Mpa	Mpa	%	Mpa	J		
SR EN 10028-1 13CrMo4-5	8	40	-	-	-	70	-	-	40	-	-	-	-	-	300	450	19	-	-		
	18	100	35	1	2.5	115	30	30	60	-	-	-	-	1.2	-	600	-	-	-		
SR EN 10028-1 10CrMo9-10	8	40	-	-	-	200	-	-	90	-	-	-	-	-	310	480	18	-	-		
	14	80	50	1	2	250	30	30	110	-	-	-	-	1.2	-	630	-	-	-		
SR EN 10028-1 13CrMoV9-10	11	30	-	-	-	200	-	-	25	-	-	-	-	-	455	600	18	-	0°C		
	15	60	10	0.5	1.5	250	25	20	35	110	7	3	-	1.2	-	780	-	-	34		
SR EN 10028-1 12CrMoV12-10	10	30	-	-	-	275	-	-	20	90	-	-	-	-	455	600	18	-	0°C		
	15	60	15	0.5	1.5	325	25	25	30	110	7	3	-	1.2	-	780	-	-	34		
SR EN 10028-3 Produse plate din otel pentru recipiente sub presiune .Partea 3 : Oteluri sudabile cu granulatatie fina, normalizate																					
SR EN 10028-3 P275NH	-	80	-	-	-	-	-	-	-	-	-	-	2	-	275	390	24	-	Nb+Ti+V max 0.05		
	16	150	40	1.5	2.5	30	50	30	5	8	5	3	-	-	-	510	-	-	-		
SR EN 10028-3 P275NL1	-	80	-	-	-	-	-	-	-	-	-	-	2	-	275	390	24	-	Nb+Ti+V max 0.05		
	16	150	40	1.5	2.5	30	50	30	5	8	5	3	-	-	-	510	-	-	-		
SR EN 10028-3 P275NL2	-	80	-	-	-	-	-	-	-	-	-	-	2	-	275	390	24	-	Nb+Ti+V max 0.05		
	16	150	40	1	2	30	50	30	5	8	5	3	-	-	-	510	-	-	-		
SR EN 10028-3 P355N	-	110	-	-	-	-	-	-	-	-	-	-	2	-	355	490	22	-	Nb+Ti+V max 0.12		
	18	170	50	1.5	2.5	30	50	30	10	8	5	3	-	-	-	630	-	-	-		
SR EN 10028-3 P355NH	-	110	-	-	-	-	-	-	-	-	-	-	2	-	355	490	22	-	Nb+Ti+V max 0.12		
	18	170	50	1.5	2.5	30	50	30	10	8	5	3	-	-	-	630	-	-	-		
SR EN 10028-3 P355NL1	-	110	-	-	-	-	-	-	-	-	-	-	2	-	355	490	22	-	Nb+Ti+V max 0.12		
	18	170	50	1.5	2.5	30	50	30	10	8	5	3	-	-	-	630	-	-	-		
SR EN 10028-3 P355NL2	-	110	-	-	-	-	-	-	-	-	-	-	2	-	355	490	22	-	Nb+Ti+V max 0.12		
	18	170	50	1	2	30	50	30	10	8	5	3	-	-	-	630	-	-	-		
SR EN 10028-3 P460NH	-	110	-	-	-	-	-	-	-	-	-	-	2	-	460	570	17	-	Nb+Ti+V max 0.22		
	20	170	60	1.5	2.5	30	80	70	20	10	5	3	-	-	-	720	-	-	-		
SR EN 10028-3 P460NL1	-	110	-	-	-	-	-	-	-	-	-	-	2	-	460	570	17	-	Nb+Ti+V max 0.22		
	20	170	60	1.5	2.5	30	80	70	20	10	5	3	-	-	-	720	-	-	-		

STANDARD GRADE	CHEMICAL ANALYSIS % (X100)														MECHANICAL PROPERTIES						REMARKS
	C	Mn	Si	S	P	Cr	Ni	Cu	V	Mo	Nb	Ti	Al	N	ReH	Rm	A	Rp02	KV		
	min	min	min	min	min	min	min	min	min	min	min	min	min	min	min	min	L	min	L		
	max	max	max	max	max	max	max	max	max	max	max	max	max	max	max	max	T	T	T		
%	%	%	%	%	%	%	%	%	%	%	%	%	%	Mpa	Mpa	%	Mpa	J			
SR EN 10028-3 P460NL2	-	110	-	-	-	-	-	-	-	-	-	-	2	-	460	570	17	-	Nb+Ti+V max 0.22		
	20	170	60	1	2	30	80	70	20	10	5	3	-	-	720	-	-	-	-		
DIN 1629 - Seamless circular tubes of non alloy steels with special quality requirements.																					
DIN 1629 St 37.0	-	17	170	60	4	4	-	-	-	-	-	-	-	14	235	350	25	-	20°C		
																480	23		40/27		
DIN 1629 St 44.0	-	-	-	-	-	-	-	-	-	-	-	-	-	-	275	420	21	-	20°C		
																550	19		40/27		
DIN 1629 St 52.0	-	-	-	-	-	-	-	-	-	-	-	2	-	-	355	500	21	-	20°C		
																650	19		40/27		
DIN 17175 - Seamless steel tubes for elevated temperatures. (Canceled norm)																					
DIN 17175 St 35.8	-	40	10	-	-	-	-	-	-	-	-	-	-	-	235	360	25	450°C	20°C		
																480	23	105	34		
DIN 17175 St 45.8	-	40	10	-	-	-	-	-	-	-	-	-	-	-	255	410	21	450°C	20°C		
																530	19	125	27		
DIN 17175 17 Mn 4	14	90	20	-	-	-	-	-	-	-	-	-	-	-	270	460	23	450°C	20°C		
																580	21	135	34		
DIN 17175 19 Mn 5	17	100	30	-	-	-	-	-	-	-	-	-	-	-	310	510	19	450°C	20°C		
																610	17	150	34		
DIN 17175 15 Mo 3	12	40	10	-	-	-	-	-	25	25	-	-	-	-	270	450	22	500°C	20°C		
									35	35	3.5	3.5	-	-		600	20	150	34		
DIN 17175 13 CrMo 4 4	10	40	10	-	-	70	-	-	45	45	-	-	-	-	290	440	22	500°C	20°C		
									65	65	110	-	-	-		590	20	175	34		
DIN 17175 10 CrMo 9 10	8	40	-	-	-	200	-	-	90	90	-	-	-	-	280	450	20	500°C	20°C		
									120	120	-	-	-	-		600	18	185	34		
DIN 17175 14 MoV63	10	40	10	-	-	30	-	22	50	50	-	-	-	-	320	460	20	500°C	20°C		
									70	70	32	70	-	-		610	18	170	41		
DIN 17175 X20CrMoV121	17	-	-	-	-	1000	30	25	80	80	-	-	-	-	490	690	17	550°C	20°C		
									120	120	35	120	-	-		840	14	250	34		

STANDARD GRADE	CHEMICAL ANALYSIS % (X100)														MECHANICAL PROPERTIES						REMARKS
	C	Mn	Si	S	P	Cr	Ni	Cu	V	Mo	Nb	Ti	Al	N	ReH	Rm	A	Rp02	KV		
	min	min	min			min	min		min	min	min		min	min	min	min	L	min	L		
	max	max	max	max	max	max	max	max	max	max	max	max	max	max	max	max	T		T		
%	%	%	%	%	%	%	%	%	%	%	%	%	%	%	Mpa	%	Mpa	Mpa	J		
SR EN 10216-1 Seamless steel tubes for pressure purposes. Non-alloy steel tubes with specified room temperature properties.																					
SR EN 10216-1 P195TR1	-	70	35	2	2.5	-	-	-	2	8	1	4	-	-	195	320	27			Cr+Cu+Mo+Ni≤0.70%	
	13					30	30	30						-	440	25					
SR EN 10216-1 P195TR2	-	70	35	1.5	2.5	-	-	-	2	8	1	4	2	-	195	320	27		0°C	Cr+Cu+Mo+Ni≤0.70%	
	13					30	30	30						-	440	25			40/27		
SR EN 10216-1 P235TR1	-	120	35	2	2.5	-	-	-	2	8	1	4	-	-	235	360	25			Cr+Cu+Mo+Ni≤0.70%	
	16					30	30	30						-	500	23					
SR EN 10216-1 P235TR2	-	120	35	1.5	2.5	-	-	-	2	8	1	4	2	-	235	360	25		0°C	Cr+Cu+Mo+Ni≤0.70%	
	16					30	30	30						-	500	23			40/27		
SR EN 10216-1 P265TR1	-	140	40	2	2.5	-	-	-	2	8	1	4	-	-	265	410	21			Cr+Cu+Mo+Ni≤0.70%	
	20					30	30	30						-	570	19					
SR EN 10216-1 P265TR2	-	140	40	1.5	2.5	-	-	-	2	8	1	4	2	-	265	410	21		0°C	Cr+Cu+Mo+Ni≤0.70%	
	20					30	30	30						-	570	19			40/27		
SR EN 10216-2 Seamless steel tubes for pressure purposes. Non-alloy and alloy steel tubes with specified elevated temperature properties.																					
SR EN 10216-2 P195GH	-	70	35	1	2.5	-	-	-	2	8	1	4	2	-	195	320	27	400°C	0°C	Cr+Cu+Mo+Ni≤0.70%	
	13					30	30	30						-	440	25		94	40/27	Al+Ti/2≥0.02%; TC2-NDT	
SR EN 10216-2 P235GH	-	120	35	1	2.5	-	-	-	2	8	2	4	2	-	235	360	25	450°C	0°C	Cr+Cu+Mo+Ni≤0.70%	
	16					30	30	30						-	500	23		108	40/27	Al+Ti/2≥0.02%; TC2-NDT	
SR EN 10216-2 P265GH	-	140	40	1	2.5	-	-	-	2	8	2	4	2	-	265	410	23	450°C	0°C	Cr+Cu+Mo+Ni≤0.70%	
	20					30	30	30						-	570	21		128	40/27	Al+Ti/2≥0.02%; TC2-NDT	
SR EN 10216-2 20MnNb6	-	100	15	-	-	-	-	-	-	-	1,5	-	-	-	355	500	22	450°C	0°C	TC2 - NDT	
	22										10				650	20		174	40/27		
SR EN 10216-2 16Mo3	12	40	-	-	-	-	-	-	-	25	-	-	-	-	280	450	22	500°C	20°C	TC2 - NDT	
	20	90	35	1	2.5	30	30	30		35			4		-	600	20	146	40/27		
SR EN 10216-2 8MoB5-4	6	60	10	-	-	-	-	-	-	40	-	-	-	-	400	540	19	400°C	20°C	B=0,2..0,6	
	10	80	35	1	2.5	20		30		50	6	6		-	690	17		368	40/27	TC2 - NDT	
SR EN 10216-2 14MoV63	10	40	15	-	-	30	-	-	22	50	-	-	-	-	320	460	20	550°C	20°C	TC2 - NDT	
	15	70	35	1	2.5	60	30	30	28	70			4		-	610	18	197	40/27		

STANDARD GRADE	CHEMICAL ANALYSIS % (X100)														MECHANICAL PROPERTIES						REMARKS
	C	Mn	Si	S	P	Cr	Ni	Cu	V	Mo	Nb	Ti	Al	N	ReH	Rm	A	Rp02	KV		
																				min	
	%	%	%	%	%	%	%	%	%	%	%	%	%	%	Mpa	%	Mpa	°C	J		
SR EN 10216-2 10CrMo5-5	- 15	30 60	50 100	- 1	- 2,5	100 150	- 30	- 30	- 45 65	45 60	- 4	- 4	- 4	- 4	275 -	410 560	22 20	500°C 143	20°C 40/27	TC2 - NDT	
SR EN 10216-2 13CrMo4-5	10 17	40 70	- 35	- 1	- 2,5	70 115	- 30	- 30	40 60	40 60	- 4	- 4	- 4	- 4	290 -	440 590	22 20	500°C 166	20°C 40/27	TC2 - NDT	
SR EN 10216-2 10CrMo9-10	8 14	30 70	- 50	- 1	- 2,5	200 250	- 30	- 30	90 110	90 110	- 4	- 4	- 4	- 4	280 -	480 630	22 20	500°C 180	20°C 40/27	TC2 - NDT	
SR EN 10216-2 11CrMo9-10	8 15	40 80	- 50	- 1	- 2,5	200 250	- 30	- 30	90 110	90 110	- 4	- 4	- 4	- 4	355 -	540 680	20 18	500°C 239	20°C 40/27	TC2 - NDT	
SR EN 10216-2 25CrMo4	22 29	60 90	- 40	- 1	- 2,5	90 120	- 30	- 30	15 30	15 30	- 4	- 4	- 4	- 4	345 -	540 690	18 15	450°C 185	20°C 40/27	TC2 - NDT	
SR EN 10216-2 20CrMoV13-5-5	17 23	30 50	15 35	- 1	- 2,5	300 330	- 30	- 30	45 55	50 60	- 4	- 4	- 4	- 4	590 -	740 880	16 14	500°C 370	20°C 40/27	TC2 - NDT	
SR EN 10216-2 15NiCuMoNb5-6-4	- 17	80 120	25 50	- 1	- 2,5	- 30	100 130	50 80	25 50	25 50	1,5 4,5	- 5	- 5	- 5	440 -	610 780	19 17	450°C 304	20°C 40/27	TC2 - NDT	
SR EN 10216-2 X11CrMo5+NT	8 15	30 60	15 50	- 1	- 2,5	400 600	- 30	- 30	45 65	45 65	- 4	- 4	- 4	- 4	280 -	480 640	20 18	500°C 116	20°C 40/27	TC2 - NDT	
SR EN 10216-2 X11CrMo9-1+NT	8 15	30 60	25 100	- 1	- 2,5	800 1000	- 30	- 30	90 110	90 110	- 4	- 4	- 4	- 4	390 -	590 740	19 17	550°C 120	20°C 40/27	TC2 - NDT	
SR EN 10216-2 X10CrMoVNb9-1	8 12	30 60	20 50	- 0,5	- 2	800 950	- 40	- 30	18 25	85 105	6 10	- 4	- 4	3 7	450 -	630 830	19 17	600°C 215	20°C 40/27	TC2 - NDT	
SR EN 10216-2 X20CrMoV11-1	17 23	- 100	15 50	- 2	- 2,5	1000 1250	30 80	- 30	25 35	80 120	- 4	- 4	- 4	- 4	490 -	690 840	17 14	550°C 250	20°C 40/27	TC2 - NDT	
SR EN 10216-3 Seamless steel tubes for pressure purposes. Alloy fine grain steel tubes.																					
SR EN 10216-3 P275NL1	- 16	50 150	- 40	- 0,8	- 2,5	- 30	- 50	- 30	- 5	- 8	- 5	- 4	- 2	- 2	275 -	390 530	24 22	-40°C 40/27	Nb+Ti+V≤0.05%; Al/N≥2; Cr+Cu+Mo≤0.45%; TC2-NDT		
SR EN 10216-3 P275NL2	- 16	50 150	- 40	- 0,5	- 2,5	- 30	- 50	- 30	- 5	- 8	- 5	- 4	- 2	- 2	275 -	390 530	24 22	-50°C 40/27	Nb+Ti+V≤0.05%; Al/N≥2; Cr+Cu+Mo≤0.45%; TC2-NDT		
SR EN 10216-3 P355N	- 20	90 170	- 50	- 2	- 2,5	- 30	- 50	- 30	- 10	- 8	- 5	- 4	- 2	- 2	355 -	490 650	22 20	-20°C 40/27	Nb+Ti+V≤0.05%; Al/N≥2; Cr+Cu+Mo≤0.45%; TC2-NDT		

STANDARD GRADE	CHEMICAL ANALYSIS % (X100)																MECHANICAL PROPERTIES						REMARKS
	C	Mn	Si	S	P	Cr	Ni	Cu	V	Mo	Nb	Ti	Al	N	ReH	Rm	A	Rp02	KV				
	min	min	min	max	max	min	min	max	min	min	min	min	min	min	min	min	L	min	L				
	max	max	max	%	%	max	max	max	max	max	max	max	max	max	max	max	T	T	T				
SR EN 10216-3 P355NH	- 20	90 170	- 50	- 1	- 2,5	- 30	- 50	- 30	- 10	- 8	- 5	- 4	2 -	- 2	355 -	490 650	22 20	400° 167	-20°C 40/27	Nb+Ti+V≤0.12%; Al/N≥2; Cr+Cu+Mo≤0.45%; TC2-NDT			
SR EN 10216-3 P355NL1	- 18	90 170	- 50	- 0,8	- 2,5	- 30	- 50	- 30	- 10	- 8	- 5	- 4	2 -	- 2	355 -	490 650	22 20	-40°C 40/27	Nb+Ti+V≤0.12%; Al/N≥2; Cr+Cu+Mo≤0.45%; TC2-NDT				
SR EN 10216-3 P355NL2	- 18	90 170	- 50	- 0,5	- 2,5	- 30	- 50	- 30	- 10	- 8	- 5	- 4	2 -	- 2	355 -	490 650	22 20	-50°C 40/27	Nb+Ti+V≤0.12%; Al/N≥2; Cr+Cu+Mo≤0.45%; TC2-NDT				
SR EN 10216-3 P460N	- 20	100 170	- 60	- 2	- 2,5	- 30	- 80	- 70	- 20	- 10	- 5	- 4	2 -	- 2	460 -	560 730	19 17	-20°C 40/27	Nb+Ti+V≤0.22%; Al/N≥2; TC2 - NDT				
SR EN 10216-3 P460NH	- 20	100 170	- 60	- 1	- 2,5	- 30	- 80	- 70	- 20	- 10	- 5	- 4	2 -	- 2	460 -	560 730	19 17	-20°C 40/27	Nb+Ti+V≤0.22%; Al/N≥2; TC2 - NDT				
SR EN 10216-3 P460NL1	- 20	100 170	- 60	- 0,8	- 2,5	- 30	- 80	- 70	- 20	- 10	- 5	- 4	2 -	- 2	460 -	560 730	19 17	-40°C 40/27	Nb+Ti+V≤0.22%; Al/N≥2; TC2 - NDT				
SR EN 10216-3 P460NL2	- 20	100 170	- 60	- 0,5	- 2,5	- 30	- 80	- 70	- 20	- 10	- 5	- 4	2 -	- 2	460 -	560 730	19 17	-50°C 40/27	Nb+Ti+V≤0.22%; Al/N≥2; TC2 - NDT				
SR EN 10216-4 Seamless steel tubes for pressure purposes .Non-alloy and alloy steel tubes with specified low temperature properties.																							
SR EN 10216-4 P215NL	- 15	40 120	- 35	- 1	- 2,5	- 30	- 30	- 30	- 2	- 8	- 1	- 4	2 -	- 2	215 -	360 480	25 23	-40°C 40	TC2 - NDT				
SR EN 10216-4 P255QL	- 17	40 120	- 35	- 1	- 2,5	- 30	- 30	- 30	- 2	- 8	- 1	- 4	2 -	- 2	255 -	360 490	23 21	-50°C 40/27	TC2 - NDT				
SR EN 10216-4 P265NL	- 20	60 140	- 40	- 1	- 2,5	- 30	- 30	- 30	- 2	- 8	- 1	- 4	2 -	- 2	265 -	410 570	24 22	-40°C 40/27	TC2 - NDT				
SR EN 10216-4 26CrMo4-2	22 29	50 80	- 35	- 1	- 2,5	90 120	- 30	- 30	- 15 30	- 15 30	- -	- -	- -	- -	440 -	560 740	18 16	-60°C 40/27	TC2 - NDT				
SR EN 10216-4 11MnNi5-3	- 14	70 150	- 50	- 1	- 2,5	- 30	30 80	- 30	- 5	- 5	- 5	- -	2 -	- -	285 -	410 530	24 22	-60°C 40/27	TC2 - NDT				
SR EN 10216-4 13MnNi6-3	- 16	85 170	- 50	- 1	- 2,5	- 30	30 85	- 30	- 5	- 5	- 5	- -	2 -	- -	355 -	490 610	22 20	-60°C 40/27	TC2 - NDT				
SR EN 10216-4 12Ni14	- 15	30 80	15 35	- 0,5	- 2,5	- 30	325 375	- 30	- 5	- 5	- -	- -	- -	- -	345 -	440 620	22 20	-100°C 40/27	TC2 - NDT				

STANDARD GRADE	CHEMICAL ANALYSIS % (X100)														MECHANICAL PROPERTIES						REMARKS
	C	Mn	Si	S	P	Cr	Ni	Cu	V	Mo	Nb	Ti	Al	N	ReH	Rm	A	Rp02	KV		
	min	max	min	max	min	max	min	max	min	max	min	max	min	max	min	min	L	min	L		
	%	%	%	%	%	%	%	%	%	%	%	%	%	%	Mpa	Mpa	%	Mpa	J		
SR EN 10216-4 X12Ni5	-	30	-	-	-	450	-	-	-	-	-	-	-	-	390	510	21	-120°C	TC2 - NDT		
SR EN 10216-4 X10Ni9	15	80	35	0.5	2	530	30	5	-	-	-	-	-	-	-	710	19	40/27	TC2 - NDT		
SR EN 10216-4 X10Ni9	-	30	15	-	-	850	-	-	-	-	-	-	-	-	510	690	20	-196°C	TC2 - NDT		
SR EN 10216-4 X10Ni9	13	80	35	0.5	2	950	30	5	10	-	-	-	-	-	-	840	18	40/27	TC2 - NDT		
SR EN 10208-1 Steel pipes for pipelines for combustible fluids. Pipes of requirement class A. (Replaced / Inlocuit)																					
SR EN 10208 L210GA	-	21	90	40	3	3	-	-	-	-	-	1,5	6	210	475	27	-	-	-		
SR EN 10208 L235GA	-	16	120	40	3	3	-	-	-	-	-	1,5	6	235	370	25	-	-	-		
SR EN 10208 L245GA	-	20	115	40	3	3	-	-	-	-	-	1,5	6	245	415	24	-	-	-		
SR EN 10208 L290GA	-	20	140	40	3	3	-	-	-	-	-	1,5	6	290	415	23	-	-	V+Nb+Ti<15		
SR EN 10208 L360GA	-	22	145	45	3	3	-	-	-	-	-	1,5	6	360	460	22	-	-	V+Nb+Ti<15		
SR EN 10208-2 Steel pipes for pipelines for combustible fluids. Pipes of requirement class B. (Replaced / Inlocuit)																					
SR EN 10208-2 L245 NB	-	16	110	40	2	2,5	30	25	10	-	-	1,5	6	245	415	24	-	0°C	Rp/Rm<85; AI/N≥2; CEV<42;NDT		
SR EN 10208-2 L290 NB	-	17	120	40	2	2,5	30	25	5	-	-	1,5	6	290	415	23	-	0°C	Rp/Rm<85; AI/N≥2; CEV<42;NDT		
SR EN 10208-2 L360 NB	-	20	160	45	2	2,5	30	25	10	-	-	1,5	6	360	460	22	-	0°C	Rp/Rm<85; AI/N≥2; CEV<45;NDT		
SR EN 10208-2 L415 NB	-	21	160	45	2	2,5	30	25	15	-	-	1,5	6	415	520	20	-	0°C	Rp/Rm<85; AI/N≥2; V+Nb+Ti<15;NDT		
SR EN 10208-2 L360QB	-	16	140	45	2	2,5	30	25	5	-	-	1,5	6	360	460	22	-	0°C	Rp/Rm<88; AI/N≥2; CEV<42;NDT		
SR EN 10208-2 L415QB	-	16	160	45	2	2,5	30	25	8	-	-	1,5	6	415	520	20	-	0°C	Rp/Rm<88; AI/N≥2; V+Nb+Ti<15;NDT		

STANDARD GRADE	CHEMICAL ANALYSIS % (X100)														MECHANICAL PROPERTIES						REMARKS
	C	Mn	Si	S	P	Cr	Ni	Cu	V	Mo	Nb	Ti	Al	N	ReH	Rm	A	Rp02	KV		
	min	min	min			min	min		min	min	min		min	min	min	min	L	min	L		
	max	max	max	max	max	max	max	max	max	max	max	max	max	max	max	max	T		T		
%	%	%	%	%	%	%	%	%	%	%	%	%	%	%	Mpa	%	%	Mpa	J		
SR EN ISO 3183 Petroleum and natural gas industries. Steel pipe for pipeline transportation systems. (for PSL 1)																					
SR EN ISO 3183 L175 or A25	-	21	60	-	3	3	50	50	50	-	15	-	-	-	175	310	19	-	B≤0.001%		
SR EN ISO 3183 L210 or A	-	22	90	-	3	3	50	50	50	-	15	-	-	210	335	19	-	B≤0.001%			
SR EN ISO 3183 L245 or B	-	28	120	-	3	3	50	50	50	-	15	-	-	245	415	19	-	Nb+V≤0.06%;B≤0.001% Nb+V+Ti≤0.15%;			
SR EN ISO 3183 L290 or X42	-	28	130	-	3	3	50	50	50	-	15	-	-	290	415	19	-	Nb+V+Ti≤0.15%; B≤0.001%			
SR EN ISO 3183 L320 or X46	-	28	140	-	3	3	50	50	50	-	15	-	-	320	435	19	-	Nb+V+Ti≤0.15%; B≤0.001%			
SR EN ISO 3183 L360 or X52	-	28	140	-	3	3	50	50	50	-	15	-	-	360	460	19	-	Nb+V+Ti≤0.15%; B≤0.001%			
SR EN ISO 3183 L390 or X56	-	28	140	-	3	3	50	50	50	-	15	-	-	390	490	19	-	Nb+V+Ti≤0.15%; B≤0.001%			
SR EN ISO 3183 L415 or X60	-	28	140	-	3	3	50	50	50	-	15	-	-	415	520	19	-	Nb+V+Ti≤0.15%; B≤0.001%			
SR EN ISO 3183 L450 or X65	-	28	140	-	3	3	50	50	50	-	15	-	-	450	535	19	-	Nb+V+Ti≤0.15%; B≤0.001%			
SR EN ISO 3183 L485 or X70	-	28	140	-	3	3	50	50	50	-	15	-	-	485	570	19	-	Nb+V+Ti≤0.15%; B≤0.001%			
SR EN ISO 3183 Petroleum and natural gas industries. Steel pipe for pipeline transportation systems. (for PSL 2)																					
SR EN ISO 3183 L245R or BR	-	24	120	40	1.5	2.5	30	30	50	-	15	-	4	245	415	19	0°C	Nb+V≤0.06%;B≤0.001% CE≤0.43%			
SR EN ISO 3183 L290R or X42R	-	24	120	40	1.5	2.5	30	30	50	6	15	5	4	290	415	19	0°C	B≤0.001% CE≤0.43%			
SR EN ISO 3183 L245N or BN	-	24	120	40	1.5	2.5	30	30	50	-	15	-	4	245	415	19	0°C	Nb+V≤0.06%;B≤0.001% CE≤0.43%			

STANDARD GRADE	CHEMICAL ANALYSIS % (X100)														MECHANICAL PROPERTIES						REMARKS
	C	Mn	Si	S	P	Cr	Ni	Cu	V	Mo	Nb	Ti	Al		N	ReH	Rm	A	Rp02	KV	
													min	max							
	max	max	max	max	max	max	max	max	max	max	max	max	max	max	max	Mpa	%	Mpa	%	Mpa	
%	%	%	%	%	%	%	%	%	%	%	%	%	%	%	%	%	%	%	%	%	°C
SR EN ISO 3183 L290N or X42N	24	120	40	1.5	2.5	30	30	50	6	15	5	4	-	-	-	290	415	19	19	0°C	B≤0.001% CE≤0.43%
SR EN ISO 3183 L320N or X46N	24	140	40	1.5	2.5	30	30	50	7	15	5	4	-	-	320	435	19	19	0°C	Nb+V+Ti≤0.15%; B≤0.001%; CE≤0.43%	
SR EN ISO 3183 L360N or X52N	24	140	45	1.5	2.5	30	30	50	10	15	5	4	-	-	360	460	19	19	0°C	Nb+V+Ti≤0.15%; B≤0.001%; CE≤0.43%	
SR EN ISO 3183 L390N or X56N	24	140	45	1.5	2.5	30	30	50	10	15	5	4	-	-	390	490	19	19	0°C	Nb+V+Ti≤0.15%; B≤0.001%; CE≤0.43%	
SR EN ISO 3183 L415N or X60N	24	140	45	1.5	2.5	50	50	50	10	50	5	4	-	-	415	520	19	19	0°C	Nb+V+Ti≤0.15%; B≤0.001%;	
SR EN ISO 3183 L245Q or BQ	18	140	45	1.5	2.5	30	30	50	5	15	5	4	-	-	245	415	19	19	0°C	B≤0.001% CE≤0.43%	
SR EN ISO 3183 L290Q or X42Q	18	140	45	1.5	2.5	30	30	50	5	15	5	4	-	-	290	415	19	19	0°C	B≤0.001% CE≤0.43%	
SR EN ISO 3183 L320Q or X46Q	18	140	45	1.5	2.5	30	30	50	5	15	5	4	-	-	320	435	19	19	0°C	B≤0.001% CE≤0.43%	
SR EN ISO 3183 L360Q or X52Q	18	150	45	1.5	2.5	30	30	50	5	15	5	4	-	-	360	460	19	19	0°C	B≤0.001% CE≤0.43%	
SR EN ISO 3183 L390Q or X56Q	18	150	45	1.5	2.5	30	30	50	5	15	5	4	-	-	390	490	19	19	0°C	Nb+V+Ti≤0.15%; B≤0.001%; CE≤0.43%	
SR EN ISO 3183 L415Q or X60Q	18	170	45	1.5	2.5	50	50	50	-	50	-	-	-	-	415	520	19	19	0°C	Nb+V+Ti≤0.15%; B≤0.001%; CE≤0.43%	
SR EN ISO 3183 L450Q or X65Q	18	170	45	1.5	2.5	50	50	50	-	50	-	-	-	-	450	535	19	19	0°C	Nb+V+Ti≤0.15%; B≤0.001%; CE≤0.43%	
SR EN ISO 3183 L485Q or X70Q	18	180	45	1.5	2.5	50	50	50	-	50	-	-	-	-	485	570	19	19	0°C	Nb+V+Ti≤0.15%; B≤0.001%; CE≤0.43%	
SR EN ISO 3183 L555Q or X80Q	18	190	45	1.5	2.5	50	100	50	-	50	-	-	-	-	555	625	19	19	0°C	Nb+V+Ti≤0.15%; B≤0.004%;	

STANDARD GRADE	CHEMICAL ANALYSIS % (X100)														MECHANICAL PROPERTIES						REMARKS
	C	Mn	Si	S	P	Cr	Ni	Cu	V	Mo	Nb	Ti	Al	N	ReH	Rm	A	Rp02	KV		
	min max %	min max %	min max %	min max %	min max %	min max %	min max %	min max %	min max %	min max %	min max %	min max %	min max %	min max %	min max Mpa	min max %	min max Mpa	min max %	min max J		
SR EN ISO 3183 L625Q or X90Q	- 16	- 190	- 45	- 1	- 2	- 50	- 100	- 55	- 80	- 80	- 5	- 4	- -	- -	625 775	695 915	19 -	- -	0°C 40	Nb+V+Ti≤0.15%; B≤0.004%;	
SR EN ISO 3183 L690Q or X100Q	- 16	- 190	- 45	- 1	- 2	- 50	- 100	- 55	- 80	- 80	- 5	- 4	- -	- -	690 840	760 990	19 -	- -	0°C 40	Nb+V+Ti≤0.15%; B≤0.004%;	
SR EN ISO 3183 L245M or BM	- 22	- 120	- 45	- 1.5	- 2.5	- 30	- 30	- 50	- 5	- 15	- 5	- 4	- -	- -	245 450	415 655	19 -	- -	0°C 27/40	B≤0.001% CE≤0.43%	
SR EN ISO 3183 L290M or X42M	- 22	- 130	- 45	- 1.5	- 2.5	- 30	- 30	- 50	- 5	- 15	- 5	- 4	- -	- -	290 495	415 655	19 -	- -	0°C 27/40	B≤0.001% CE≤0.43%	
SR EN ISO 3183 L320M or X46M	- 22	- 130	- 45	- 1.5	- 2.5	- 30	- 30	- 50	- 5	- 15	- 5	- 4	- -	- -	320 525	435 655	19 -	- -	0°C 27/40	B≤0.001% CE≤0.43%	
SR EN ISO 3183 L360M or X52M	- 22	- 140	- 45	- 1.5	- 2.5	- 30	- 30	- 50	- 15	- 15	- -	- -	- -	- -	360 530	460 760	19 -	- -	0°C 27/40	Nb+V+Ti≤0.15%; B≤0.001%; CE≤0.43%	
SR EN ISO 3183 L390M or X56M	- 22	- 140	- 45	- 1.5	- 2.5	- 30	- 30	- 50	- 15	- 15	- -	- -	- -	- -	390 545	490 760	19 -	- -	0°C 27/40	Nb+V+Ti≤0.15%; B≤0.001%; CE≤0.43%	
SR EN ISO 3183 L415M or X60M	- 12	- 160	- 45	- 1.5	- 2.5	- 50	- 50	- 50	- 50	- 50	- -	- -	- -	- -	415 565	520 760	19 -	- -	0°C 27/40	Nb+V+Ti≤0.15%; B≤0.001%; CE≤0.43%	
SR EN ISO 3183 L450M or X65M	- 12	- 160	- 45	- 1.5	- 2.5	- 50	- 50	- 50	- 50	- 50	- -	- -	- -	- -	450 600	535 760	19 -	- -	0°C 27/40	Nb+V+Ti≤0.15%; B≤0.001%; CE≤0.43%	
SR EN ISO 3183 L485M or X70M	- 12	- 170	- 45	- 1.5	- 2.5	- 50	- 50	- 50	- 50	- 50	- -	- -	- -	- -	485 635	570 760	19 -	- -	0°C 40	Nb+V+Ti≤0.15%; B≤0.001%; CE≤0.43%	
SR EN ISO 3183 L555M or X80M	- 12	- 185	- 45	- 1.5	- 2.5	- 50	- 100	- 50	- 50	- 50	- -	- -	- -	- -	555 705	625 825	19 -	- -	0°C 40	Nb+V+Ti≤0.15%; B≤0.001%; CE≤0.43%	
SR EN ISO 3183 L625M or X90M	- 10	- 210	- 55	- 1	- 2	- 50	- 100	- 50	- 50	- 50	- -	- -	- -	- -	625 775	695 915	19 -	- -	0°C 40/54	Nb+V+Ti≤0.15%; B≤0.001%;	
SR EN ISO 3183 L690M or X100M	- 10	- 210	- 55	- 1	- 2	- 50	- 100	- 50	- 50	- 50	- -	- -	- -	- -	690 840	760 990	19 -	- -	0°C 40/54	Nb+V+Ti≤0.15%; B≤0.004%;	
SR EN ISO 3183 L830M or X120M	- 10	- 210	- 55	- 1	- 2	- 50	- 100	- 50	- 50	- 50	- -	- -	- -	- -	830 1050	915 1145	19 -	- -	0°C 40/54	Nb+V+Ti≤0.15%; B≤0.004%;	

STANDARD GRADE	CHEMICAL ANALYSIS % (X100)														MECHANICAL PROPERTIES						REMARKS
	C	Mn	Si	S	P	Cr	Ni	Cu	V	Mo	Nb	Ti	Al	N	ReH	Rm	A	Rp02	KV		
	min	max	min	max	min	max	min	max	min	max	min	max	min	max	min	min	L	min	L		
	%	%	%	%	%	%	%	%	%	%	%	%	%	%	Mpa	Mpa	%	Mpa	J		
SR EN 10025-2 Hot rolled products made of structural steels. Technical delivery conditions for non-alloy structural steels.																					
SR EN 10025-2 S235JR	-	19	150	-	4.5	4.5	-	-	-	-	-	-	-	-	235	360	26	20°C	27	CEV ≤ 0.35%	
SR EN 10025-2 S235JO	-	19	150	-	4.0	4.0	-	60	-	-	-	-	1.4	235	360	26	0°C	27	CEV ≤ 0.35%		
SR EN 10025-2 S235J2	-	19	150	-	3.5	3.5	-	60	-	-	-	-	-	235	360	26	-20°C	27	CEV ≤ 0.35%		
SR EN 10025-2 S275JR	-	24	160	-	4.5	4.5	-	60	-	-	-	-	1.4	275	430	23	20°C	27	CEV ≤ 0.40%		
SR EN 10025-2 S275JO	-	21	160	-	4	4	-	60	-	-	-	-	1.4	275	430	23	0°C	27	CEV ≤ 0.40%		
SR EN 10025-2 S275J2	-	21	160	-	3.5	3.5	-	60	-	-	-	-	-	275	430	23	-20°C	27	CEV ≤ 0.40%		
SR EN 10025-2 S355JR	-	27	170	-	4.5	4.5	-	60	-	-	-	-	1.4	355	470	22	20°C	27	CEV ≤ 0.45%		
SR EN 10025-2 S355JO	-	23	170	-	4	4	-	60	-	-	-	-	1.4	355	470	22	0°C	27	CEV ≤ 0.45%		
SR EN 10025-2 S355J2	-	23	170	-	3.5	3.5	-	60	-	-	-	-	-	355	470	22	-20°C	27	CEV ≤ 0.45%		
SR EN 10210-1 Hot finished structural hollow sections of non-alloy and fine grain steels. Technical delivery conditions.																					
SR EN 10210-1 S235JRH	-	17	140	-	4	4	-	-	-	-	-	-	-	235	360	26	20°C	27	CEV ≤ 0.37%		
SR EN 10210-1 S275JOH	-	20	150	-	3.5	3.5	-	-	-	-	-	-	0.9	275	410	23	0°C	27	CEV ≤ 0.41%		
SR EN 10210-1 S275J2H	-	20	150	-	3	3	-	-	-	-	-	-	-	275	410	23	-20°C	27	CEV ≤ 0.41%		
SR EN 10210-1 S355JOH	-	22	160	-	3.5	3.5	-	-	-	-	-	-	0.9	355	470	22	0°C	27	CEV ≤ 0.45%		
SR EN 10210-1 S355J2H	-	22	160	-	3	3	-	-	-	-	-	-	-	355	470	22	-20°C	27	CEV ≤ 0.45%		

STANDARD GRADE	CHEMICAL ANALYSIS % (X100)														MECHANICAL PROPERTIES						REMARKS
	C	Mn	Si	S	P	Cr	Ni	Cu	V	Mo	Nb	Ti	Al	N	ReH	Rm	A	Rp02	KV		
	min	min	min			min	min		min	min	min	min	min	min	min	min	L	min	L		
	max	max	max	max	max	max	max	max	max	max	max	max	max	max	max	max	T		T		
%	%	%	%	%	%	%	%	%	%	%	%	%	%	Mpa	Mpa	%	Mpa	%	J		
SR EN 10297-1 Seamless circular steel tubes for mechanical and general engineering purposes. Non alloy and alloy steel tubes.																					
SR EN 10297-1 E 235	- 17	- 120	- 35	3.5 -	- 3	- -	- -	- -	- -	- -	- -	- -	- -	- -	235 -	360 -	25 23				
SR EN 10297 -1 E 275	- 21	- 140	- 35	3.5 -	- 3	- -	- -	- -	- -	- -	- -	- -	- -	- -	275 -	410 -	22 20				
SR EN 10297-1 E 315	- 21	- 150	- 30	3.5 -	- 3	- -	- -	- -	- -	- -	- -	- -	- -	- -	315 -	450 -	21 19				
SR EN 10297-1 E 355	- 22	- 160	- 55	3.5 -	- 3	- -	- -	- -	- -	- -	- -	- -	- -	- -	355 -	490 -	20 18				
STAS 8185 Oțeluri pentru țevi fără sudură, destinate industriei petroliere.																					
STAS 8185 OLT 35	9 16	40 80	17 35	- 4,5	- 4	- 30	- 30	- 30	- 6	- -	- -	- -	- -	- -	230 -	340 -	24 -				
STAS 8185 OLT 45	17 24	40 80	17 35	- 4,5	- 4	- 30	- 30	- 30	- 6	- -	- -	- -	- -	- -	250 -	440 -	20 -				
STAS 8184 Oțeluri pentru țevi utilizate la temperaturi ridicate. (Standard oficial anulat)																					
STAS 8184 OLT 35 KII (III)	- 17	40 90	15 35	- 4,5	- 4	- 30	- 30	- 30	- -	- -	- -	- -	2 4.5		235 450	340 450	26 -	450°C 105		OLT 35 KIII - NDT	
STAS 8184 OLT 45 KII (III)	- 23	40 120	15 35	- 4,5	- 4	- 30	- 30	- 30	- -	- -	- -	- -	2 4.5		255 550	450 550	21 -	450°C 125		OLT 45 KIII - NDT	
STAS 10382 Oțeluri pentru țevi utilizate la temperaturi scăzute. Marci si conditii tehnice de calitate.																					
STAS 10382 OLT 35R	- 16	40 -	15 35	- 3,5	- 3,5	- 30	- 30	- 20	- 5	- -	- -	- -	2 6		225 -	340 450	26 -			-50°C 60	
STAS 10382 OLT 45R	- 23	45 -	15 35	- 3,5	- 3,5	- 30	- 30	- 20	- 5	- -	- -	- -	2 6		255 -	440 550	21 -			-50°C 60	

STANDARD GRADE	CHEMICAL ANALYSIS % (X100)														MECHANICAL PROPERTIES						REMARKS
	C	Mn	Si	S	P	Cr	Ni	Cu	V	Mo	Nb	Ti	Al	N	ReH	Rm	A	Rp02	KV		
	min	min	min	min	min	min	min	min	min	min	min	min	min	min	min	min	L	min	L		
	max	max	max	max	max	max	max	max	max	max	max	max	max	max	max	max	T	T	T		
%	%	%	%	%	%	%	%	%	%	%	%	%	%	%	Mpa	%	Mpa	J	J		
SR EN 10222-4 Steel forgings for pressure purposes. Part 4 : Weldable fine grain steels with high proof strength .																					
SR EN 10222-4 P285NH	-	60	-	-	-	-	-	-	-	-	-	-	2	-	285	390	24			CEV ≤ 0.41%	
	18	140	40	2.5	1.5	30	30	20	5	8	3	6	6	2	-	510	23				
SR EN 10222-4 P285QH	-	60	-	-	-	-	-	-	-	-	-	-	2	-	285	370	22			CEV ≤ 0.41%	
	18	140	40	2.5	1.5	30	30	20	5	8	3	6	6	2	-	510	21				
SR EN 10222-4 P355NH	-	90	10	-	-	-	-	-	-	-	-	-	2	-	355	490	23			CEV ≤ 0.47%	
	20	165	50	2.5	1.5	30	30	20	10	8	5	6	6	2	-	630	21				
SR EN 10222-4 P355QH	-	90	10	-	-	-	-	-	-	-	-	-	2	-	355	470	21			CEV ≤ 0.47%	
	20	165	50	2.5	1.5	30	30	20	10	8	5	6	6	2	-	630	19				
SR EN 10222-4 P420NH	-	100	10	-	-	-	-	-	-	-	-	-	2	-	420	530	20			CEV ≤ 0.51%	
	20	170	60	2.5	1.5	30	100	20	20	10	5	6	6	2	-	680	19				
SR EN 10222-4 P420QH	-	100	10	-	-	-	-	-	-	-	-	-	2	-	420	510	18			CEV ≤ 0.51%	
	20	170	60	2.5	1.5	30	100	20	20	10	5	6	6	2	-	670	17				